



SPM(11) – 8 OCTOBER 2024

Ordinary Council Meeting

Minutes

The **Special Council Meeting** of the **Alpine Shire Council** was held wholly by electronic means on **8 October 2024** and commencing at **5:00pm**.

PRESENT

COUNCILLORS

Cr John Forsyth - Mayor*

Cr Simon Kelley - Deputy Mayor*

Cr Katarina Hughes*

Cr Ron Janas*

Cr Kelli Prime*

** attendance via electronic means*

OFFICERS

Will Jeremy - Chief Executive Officer

Nathalie Cooke - A/Director Customer and Community*

Alan Rees - Director Assets*

** attendance via electronic means*

APOLOGIES

Cr Tony Keeble

Cr Sarah Nicholas

Agenda

1.	Recording and livestreaming of Council meetings.....	3
2.	Acknowledgement of traditional custodians, and recognition of all people.....	3
3.	Confirmation of minutes	3
3.1	Ordinary Council Meeting – M(10) – 24 September 2024	3
4.	Apologies.....	3
5.	Obituaries / congratulations.....	4
6.	Declarations by Councillors of conflict of interest.....	4
7.	Public questions	4
8.	Presentation of reports by officers	5
8.1	A/Director Corporate and Community – Nathalie Cooke	5
8.1.1	Approval in Principle - Financial Statements and Performance Statement.....	5
9.	Informal Meeting of Councillors.....	11
10.	Reports by Delegates	11
11.	General business	11
12.	Motions for which notice has previously been given	11
13.	Reception and reading of petitions	11
14.	Documents for sealing	11

1. Recording and livestreaming of Council meetings

The CEO read the following statement:

All council meetings are filmed with both video and audio being recorded.

This meeting is being held online and audio and video is focused on Councillors and Council Officers.

In accordance with Alpine Shire Council Governance Rules adopted on 27 July 2024, Question Time, Notices of Motion, General Business and Reports by Delegates will not be presented during the election period.

The reasoning behind recording council meetings is to hold us more accountable and improve transparency of Council's decision-making to our community.

The full meeting is being streamed live on Council's YouTube channel which is "Alpine Shire Council" and will also be available on the YouTube channel shortly after this meeting.

2. Acknowledgement of traditional custodians, and recognition of all people

All to stand, the Mayor read the following statement:

Alpine Shire Council acknowledges the Traditional Custodians of the lands on which we are meeting today. Council also acknowledges all of the Traditional Custodians of the wider lands of the area known as the Alpine Shire.

We also acknowledge those people who have contributed to the rich fabric of our community and strive to make wise decisions that will improve the quality of life for all.

3. Confirmation of minutes

3.1 ORDINARY COUNCIL MEETING – M(10) – 24 SEPTEMBER 2024

Cr Hughes

Cr Kelley

That the minutes of Ordinary Council Meeting M(10) held on 24 September 2024 as circulated be confirmed.

Carried

4. Apologies

Cr Tony Keeble

Cr Sarah Nicholas

5. Obituaries / congratulations

In accordance with Alpine Shire Council Governance Rules (2024), obituaries / congratulations will not be held during the election period.

6. Declarations by Councillors of conflict of interest

Nil

7. Public questions

In accordance with Alpine Shire Council Governance Rules (2024), public question time will not be held during the election period.

8. Presentation of reports by officers

8.1 A/DIRECTOR CORPORATE AND COMMUNITY – NATHALIE COOKE

8.1.1 Approval in Principle - Financial Statements and Performance Statement

Election Period Statement

The recommendation is not a prohibited decision as defined by s69(2) or s69(3) of the *Local Government Act 2020*, nor is it a decision that could be reasonably deferred, or should not be made in accordance with Council's Election Period Policy.

INTRODUCTION

The purpose of this report is to present the Financial Statements (Draft) and Performance Statement (Draft) for the year ended 30 June 2024 for review and to seek approval in principle.

Cr Janas

Cr Kelley

That Council:

- 1. Approves in principle the Financial Statements and the Performance Statement for the year ended 30 June 2024; and*
- 2. Authorises Cr Janas and Cr Kelley to certify the Financial Statements and Performance Statement for the year ended 30 June 2024 on behalf of Council, subject to any material amendment(s) required by the external auditor being ratified by the Audit and Risk Committee, and once any amendments or changes are made as requested by the Victorian Auditor General.*

Carried

BACKGROUND

Section 98 of the *Local Government Act 2020* requires Council to prepare an Annual Report for each financial year that contains a report on the operations of the Council, an audited performance statement and audited financial statements.

Section 99 of the *Local Government Act 2020* requires Council to pass a resolution giving its approval in principle to the Financial Statements (Draft) and Performance Statement (Draft) prior to submitting the statements to the auditor so that they may prepare their reports.

This report provides an overview of the results in Council's Financial Statements (Draft) and Performance Statement (Draft) which are provided in full in the attachments.

Once approval in principle has been provided and Council has incorporated any changes recommended or agreed by the auditor, the Financial Statements and Performance Statement must be certified by two Councillors authorised by Council prior to the auditors signing their report.

ISSUES

Audit progress

Review of the Financial Statements (Draft) and Performance Statement (Draft) by the external auditors is ongoing. In the preparation of these statements, a number of issues were encountered which delayed the production of the full set of accounts. These issues have now been addressed.

When the external auditors are satisfied to the set of accounts, the Victorian Auditor Generals' Office will undertake their validation work.

Financial Statements

The Financial Statements show Council's financial performance, financial position, and cash flow against the previous year.

In summary, Council ended the 2023/24 financial year with an operating surplus of \$4.22m, which was \$2.08m lower than the \$6.30m surplus in the 2022/23 financial year. The 2023/24 Annual Budget (the Budget) projected a surplus of \$2.67m, \$1.55m lower than the actual result.

The higher than budgeted result was primarily due to the increase in other revenue associated with interest on investments and rental returns on investment properties. This was offset to a degree by a lower grant income caused by receipt of the majority of the 2023/24 Financial Assistance Grant in 2022/23 and the payment of the 2024/25 Financial Assistance Grant in 2024/25.

The lower surplus result compared to prior year is due to higher expenses for Employee costs of \$1.75m and Depreciation of \$0.24m.

The total comprehensive result for the 2023/24 financial year is \$55.09m and includes an asset revaluation increment of \$50.84m. During the 2023/24 financial year, Council formally had Land, Land Under Roads and Buildings revalued. Across these assets classes and the asset class of Bridges there was a \$91.57m increase in asset value. Of this increase \$50.84m was identified as a true revaluation of the assets in 2023/24, while the balance of \$40.73m was identified as being Council assets not previously valued, and therefore accounted for as a prior year error.

1. Income

Altogether Council received \$38.61m in income which was \$0.12m favourable to the Budget projection of \$38.49m. Key variances to budget are as follows:

1.1 Grants - operating

Council received total operating grant income of \$4.71m which was \$0.90m unfavourable to the budget of \$5.61m. This was due to the receipt of the majority of the 2023/24. Financial Assistance Grant in 2022/23 and the 2024/25 Financial Assistance Grant being received in 2024/25.

1.2 Grants - capital

Council received total capital grant income of \$4.24m which was \$1.44m less than the budget of \$5.67m. This was due to the receipt of funds from grants that have been classified as unearned revenue as council has yet to complete and acquit the funds. These funds are recognised as a liability.

1.3 Contribution - Non-Monetary

Council budgeted for non-monetary contributions of \$1.30m. Council has received non-monetary contributions of \$3.12m, which includes land from subdivisions and the recognition of the inclusion of the Porepunkah Holiday Park in Council's accounts.

1.4 Fair Value Increment on Investment Property

Council undertook valuations on the four investment properties under its control. The decrease in the accounts is due to the valuation of Tawonga Holiday Park being less than the amount spent on refurbishing the park, creating a write down of \$1.72m. This was partly offset by an upwards increase in the valuation for Myrtleford and Bright Holiday parks of \$0.95m.

2. Expenses

Overall expenses were \$34.36m which was \$1.41m lower than Budget of \$35.77m. Significant expense variances included employee costs, which were higher at \$12.17m compared to a budget of \$12.01m, due to adoption of a new Enterprise Agreement and associated wages increases, which were offset by position vacancies; and materials and services costs being \$15.63m against a budget of \$15.58m. Additionally the landfill rehabilitation expense increased slightly due to works undertaken.

2.1 Depreciation

Depreciation was \$5.33m which was \$1.92m favourable to Budget of \$7.25m reflecting increased valuations on land and decreased valuations on roads.

Performance Statement

The Performance Statement provides an overview of Council's progress against key performance indicators. The Local Government Performance Reporting Framework (LGPRF) provides the basis for these indicators to enable a uniform Performance Statement across all Victorian councils.

An overview of movement in results is provided below:

- Utilisation of aquatic facilities increased significantly in 2023/24, with increased membership and casual visitation in Bright and Mount Beauty, and warmer summer weather promoting increased visitation to the outdoor pools in Mount Beauty and Myrtleford.
- Community satisfaction with Council's community consultation and engagement mirrors a decline in both Small Rural Council and Statewide averages compared to previous years. Council has launched an online engagement platform, which complements traditional engagement and communication methods.
- Kerbside waste diverted from landfill has increased significantly compared to the previous year as a result of the introduction of the Food Organics Garden Organics (FOGO) kerbside collection introduced on 1 July 2023.

Generally, the financial indicators show that Council is financially sustainable and that services are being delivered within expected parameters.

POLICY IMPLICATIONS

Council has prepared draft Financial Statements and a draft Performance Statement for Council Approval in principle, in line with the requirements of Sections 98 and 99 of the *Local Government Act 2020*, and the *Local Government (Planning and Reporting) Regulations 2020*.

The authorised Councillors are required to certify the final Financial Statements and Performance Statement after any amendments or changes requested by the Victorian Auditor General have been made, and prior to adoption by Council.

Section 100 of the *Local Government Act 2020* requires the Mayor to report on the implementation of the Council Plan by presenting the Annual Report at a Council meeting open to the public, no later than 31 October 2024. However, as this year is a Local Government Election, the date for presenting the Annual Report must be no later than 25 October, the day before the Election Day.

Council intends to present the Annual Report to the October Ordinary Council Meeting scheduled on 22 October 2024. This has required draft Annual Financial Statements and the draft Performance Statement to be presented to the Special Ordinary Council meeting of 8 October 2024. It is expected that clearance from the Victorian Auditor General's Office will be received during October.

The recommendations are in accordance with the following Strategic Objective of the Council Plan 2021-2025:

- 5.2 A responsible, transparent and responsive organisation

FINANCIAL AND RESOURCE IMPLICATIONS

The draft Financial Statements and Performance Statement for the year ended 30 June 2024 show that Council is financially sustainable and that Council services are being delivered within expected parameters.

RISK MANAGEMENT

Risk	Likelihood	Impact	Mitigation Action / Control
Inability to accurately plan and manage finances due to inaccurate financial data	Unlikely	Moderate	<ul style="list-style-type: none"> • Financial Plan • Annual Budget • Regular reporting • Year-end controls and reconciliations • End of year checklist • Early commencement of activities, considering resource constraints
Failure to address changes in accounting standards and legislation	Rare	Minor	<ul style="list-style-type: none"> • Liaison with auditors • Industry updates • Staff professional development

CONSULTATION

The Audit and Risk Committee Charter states that the Committee is required to review the Annual Financial Report and consider whether it is complete, consistent with information known to Audit and Risk Committee members and reflects appropriate accounting principles. At the time of publishing this paper the key contents of the Annual Financial Report, comprising the Financial Statements (Draft) and Performance Statement (Draft), have been submitted to the Audit and Risk Committee for review.

CONCLUSION

Council ended the 2023/24 year with an operating surplus of \$4.22m, which is greater than predicted in the 2023/24 Annual Budget. The higher operating surplus result is largely attributed to non-monetary contributions and higher investment income.

The total comprehensive result for the 2023/24 financial year is \$55.09m and includes an asset revaluation increment of \$50.84m, which accounts for a true revaluation of assets across a number of classes. A prior year error of \$40.73m related to previously unaccounted for council assets has been processed through the equity statement.

DECLARATION OF CONFLICT OF INTEREST

In accordance with section 130 of the *Local Government Act 2020*, and Chapter 7 section A6 of Council's Governance Rules, the following officers declare that they have no interests to disclose in providing this report.

- Acting Director Customer and Community
- Manager Corporate
- Governance Officer

ATTACHMENT(S)

8.1.1.a 2023/24 Financial Statements (Draft)

8.1.1.b 2023/24 Performance Statement (Draft)

9. Informal Meeting of Councillors

In accordance with Alpine Shire Council Governance Rules (2024) no Informal Meeting of Councillors is to be tabled during the election period.

10. Reports by Delegates

In accordance with Alpine Shire Council Governance Rules (2024) no Reports by Delegates is to be tabled during the election period.

11. General business

In accordance with Alpine Shire Council Governance Rules (2024) general business will not be held during the election period.

12. Motions for which notice has previously been given

In accordance with Alpine Shire Council Governance Rules (2024) no Notices of Motion is to be received during the election period.

13. Reception and reading of petitions

In accordance with Alpine Shire Council Governance Rules (2024), no Reception and reading of petitions is to be received during the election period.






14. Documents for sealing

That the Financial Statements and the Performance Statement for the year ended 30 June 2024 be signed via electronic signature as per item 8.1.

There being no further business the Chairperson declared the meeting closed at 5:18p.m.

M(12) 22 October 2024


8.1.1 Annual Report 2023/24



ALPINE
SHIRE COUNCIL

Annual Report

2023/24



About this annual report

Welcome to the Alpine Shire Council Annual Report 2023/24. This report provides an account of Council's performance against the Alpine Shire Council Plan 2021-2025 and Budget for 2023/24.

Performance is measured against the five strategic drivers in the Council Plan:

1. For those who live and visit
2. For a thriving economy
3. For the bold protection of our future
4. For the enjoyment and opportunities of our lifestyle
5. For strong and informed leadership

This report can be downloaded from Council's website www.alpineshire.vic.gov.au. Hard copies are available, by request, for those in the community without access to a computer.

Council Vision 2040

Our people, places, and environment enrich our area's resilience, prosperity, and sustainability.

- 1. For those who live and visit**
To be connected, supported, and welcomed throughout all stages of life.
- 2. For a thriving economy**
Ideas and industry thrive through a climate sensitive and diverse economy.
- 3. For the bold protection of our future**
Our natural environment is protected and preserved.
- 4. For the enjoyment and opportunities of our lifestyle**
The connection between people and place is strengthened.
- 5. For strong and informed leadership**
Collaborative, bold and evidence-based decision making.

Council Values

Council's values are the operating principles that guide councillor and employee conduct and the relationships between them, as well as the relationship of the organisation with its community, customers, partners, and stakeholders.

The values were developed following workshops with both councillors and staff and recognise who we are. The values are:

Accountable	We are accountable and responsible for our decisions and actions, and the impacts of these on our community and the organisation.
Leadership	We demonstrate leadership by being informed, applying innovative thinking and solutions, and making fair and timely decisions in the best interest of our community and the organisation for now and the future.
Productive	We are productive by focusing on delivering efficient and high quality services and projects that respond to the needs and priorities of our community and the organisation.
Integrity	We have integrity by being committed, truthful and transparent in our decision making and our interactions with our community and the organisation.
Nurture	We nurture the relationships, contributions and strengths of our community and the individuals of the organisation.
Engaged	We are engaged with our community, and within the organisation, to build strong and effective relationships and inform our choices.

The values have been embedded in the Councillor Code of Conduct, and the Employee Code of Conduct. These documents assist in reinforcing the importance of the values across the organisation.

Acknowledgement of Country

Alpine Shire Council acknowledges the Traditional Custodians of the lands on which we work, live, and play. We recognise the continuing connection to lands, waters, and communities of all Aboriginal and Torres Strait Islander cultures across Australia and pay our respects to Elders past and present.

Year in review

Alpine Shire Council (Council) has made good progress in delivery against the Council Plan 2021-2025. Highlights included:

1. For those who live and visit

- Nineteen community groups received more than \$77,000 in community grants to deliver projects valued at more than \$180,000. A further five groups were awarded funding for environmental projects valued at \$80,000, made possible through the Bushfire Recovery Revitalising our Environments Grant.
- The Sport and Active Recreation Master Plan was undertaken, which included a full review of facilities and infrastructure for Pioneer Park (Bright), Mount Beauty Sport and Education Precinct, and Myrtleford town centre.
- Engagement with the community and businesses provided essential feedback and input to inform Council's decision-making, including the annual Budget and Community Grants programs.
- Support for all ages was provided to the community, from Maternal and Child Health and Immunisation services, to Youth programs, Library programs supporting all ages, and Seniors Weeks programs.
- Council's three library branches received more than 75,000 visits in 2023/24.

See page 24 for more details.

2. For a thriving economy

- Forty-three funding applications were supported through the Event Funding Program, distributing more than \$180,000 to support events in the Alpine Shire.
- Council issued 143 event permits in 2023/24, supporting 56 markets, 10 civic events, 13 youth and community events, and four events in Dinner Plain.
- In partnership with Tourism North East, Council undertook planning for the Murray to Mountains Rail Trail enhancements project, which will see public art installations, experiences, and infrastructure improvements along the Rail Trail.

See page 30 for more details.

3. For the bold protection of our future

- Net zero greenhouse gas emissions was achieved in 2023 by offsetting 569 tonnes of CO₂-e residual emissions for 2022/23 through the purchase of Greenfleet offsets.
- Kerbside Food Organics Garden Organics (FOGO) collection was introduced on 1 July 2023, successfully diverting organic waste from landfill.
- Capping works at the Porepunkah Transfer Station were completed to ensure historic landfill is capped to the Environment Protection Authority (EPA) Best Practice Management standards.
- Council delivered resilience activities including the Resilient Emergency Action Plan (REAP) Day, and supported recovery priorities of the Alpine Community Recovery Committee and Kiewa Valley Community Recovery Group.
See page 32 for more details.

4. For the enjoyment and opportunities of our lifestyle

- A planning permit was issued in November 2023 for a staged multi-lot subdivision for the Bright Valley Development.
- A Neighbourhood Character Strategy was developed for all townships, ready for public consultation in early 2024/25.
- Great Alpine Road Western Gateway Trees Heritage Overlay (Bright) was completed, ready for adoption in early 2024/25. A planning scheme amendment will be required to implement the Heritage Overlay.
- Land Development Strategy was finalised, ready for adoption in early 2024/25.
- Detailed designs for Alpine Better Places Harrierville were completed, which will deliver trail connections and upgrades, and new public amenities and car parking at the trail heads.
See page 36 for more details.

5. For strong and informed leadership

- Council launched the Engage Alpine online engagement platform in mid-October 2023. The platform attracted 860 members by 30 June 2024, and hosted a broad range of engagement projects throughout the year. The platform provides a valuable addition to Council’s traditional engagement and communication methods.
- A new Enterprise Agreement was negotiated and voted on by staff during 2023/24, with the agreement approved by the Fair Work Commission in April 2024.
- Council continued its advocacy and participation in regional partnerships and groups.
See page 45 for more details.



Table of contents

About this annual report.....	2
Year in review.....	4
Table of contents.....	6
CEO's message.....	7
Financial summary.....	9
Capital works summary.....	12
Our Council.....	14
Alpine Shire Councillors.....	15
The organisation.....	16
Performance report.....	23
1. For those who live and visit.....	24
2. For a thriving economy.....	30
3. For the bold protection of our future.....	32
4. For the enjoyment and opportunities of our lifestyle.....	36
5. For strong and informed leadership.....	45
Governance report.....	50
Glossary.....	65
Annual Financial Report.....	66
Financial Statements.....	67
Performance Statement.....	128

CEO's message

Council has had a busy 2023/24, which has seen the organisation continue its strong focus on delivery of services and programs to the community.

Delivery of capital projects

Our team successfully delivered \$10.6 million of capital projects during 2023/24, while also working towards the completion of many more. Highlights of those projects completed include upgrades to the Myrtleford Savoy Soccer Club and Transfer Stations, and the development of a new pedestrian bridge in Harrietteville. More details about completed projects can be found on page 12.

We awarded more than \$12 million in contracts for the delivery of services and capital projects at Council meetings throughout the year. You can find more information on these on page 61.

Community impact

Council took over the management of the Mystic Park Mountain Bike Park from Alpine Community Plantations. A licence for use of the land was agreed in November 2023, and Council engaged a contractor to manage the site in April 2024.

Council expressed interest in the purchase of a freehold site and fuel service station business in Bright during the year, undertaking community engagement from February 2024 and traffic management studies. Ultimately Council determined not to progress with purchase of the site in May 2024.

Council granted a planning permit for the first stage of the multi-lot subdivision known as the Bright Valley Development in November 2023. I thank the community for their interest and views expressed in the lead up to the decision to award the permit, which was also noted at the November 2023 Council Meeting.

Financial stability

Financially, Council ended the year with a \$6.4 million surplus. This was more than projected in our 2023/24 Budget, largely due to higher non-monetary contributions and lower depreciation expenditure during the year. Rates and charges remain Council's primary source of income, with operating grants providing further supplementation.

Supporting the community

Our annual community grants and festival / event funding programs provided a fantastic boost to these projects and events coordinated by the community.

Our emergency response teams assisted in an emergency storm response in early January 2024, primarily affecting the Kiewa Valley, Germantown and Freeburgh areas, with minor damage in the surrounding areas of Porepunkah, Bright, and Myrtleford. The storm caused widespread damage to Council's infrastructure across the Shire, impacting particularly significantly on our trees.

Climate action and sustainability

The Community Climate Action Plan Roadmap was endorsed in October 2023, providing a roadmap for the development of a future community climate action plan. This was further supported by Council offsetting its residual corporate Greenhouse Gas emissions for 2022/23 through the purchase of Greenfleet offsets, which contributed to achieving net zero from Council's corporate operations as at July 2023.

The introduction of a Food Organics Garden Organics (FOGO) kerbside collection from 1 July 2023 has also been a great step forward in sustainability for the entire Shire.

Planning for the future

As part of the planning for appropriate growth and services in the Alpine Shire, we released a draft Land Development Strategy for public comment in October 2023, with a final version due for adoption in early 2024/25. We also released draft Sport and Recreation Masterplans for public comment in April 2024, with the intent to adopt them in early 2024/25. These key documents provide us with future direction, ensuring that the community has had opportunities to help shape this direction.

In April 2024 we finalised the purchase of land in Tawonga South to enable Council to provide public toilets, parking and a picnic area within the town's main business area.

Elections 2024

In preparation for the Council Elections occurring in October 2024, Council's Governance Rules and Election Period Policy was updated, along with an updated Councillor Expenses and Support Policy.

Thank you

Thank you to all Councillors for their dedication and participation this year. I look forward to working with you to the completion of your term in October 2024.

Thank you also to our staff for their drive and commitment to deliver the best projects and services for our community. We are a relatively young organisation in terms of staff tenure, but we have an engaged and passionate team that are working together to deliver for our community.



Will Jeremy
Chief Executive Officer

Financial summary

Financial overview 2023/24

Council ended the 2023/24 year with a surplus of \$6.4 million, which was \$3.7 million more than projected in the 2023/24 Budget. This was largely due to higher non-monetary contributions and lower depreciation expenditure compared to budget. Overall revenue exceeded budget by \$2.3 million, whilst expenditure was \$1.4 million lower than budget. The main differences were:

- Non-monetary contributions exceeding budget by \$1.917 million;
- Overall Fair Value reduction in the four investment property's of \$0.672million as a result of the Tawonga Holiday park being valued \$1.7million lower than the amount expended on making the asset usable.;
- Other Income exceeding budget by \$0.944 million mainly due to higher interest returns on cash investments; and
- Lower than expected depreciation expense of \$1.92 million.

This was in part offset by:

- Higher employee costs associated with the increase in the Superannuation contribution of \$0.17 million;
- Increase in the landfill rehabilitation provision of \$0.1 million
- A loss on the disposal of assets of \$0.25 million, being greater than the budgeted gain of \$0.025 million

Council's income

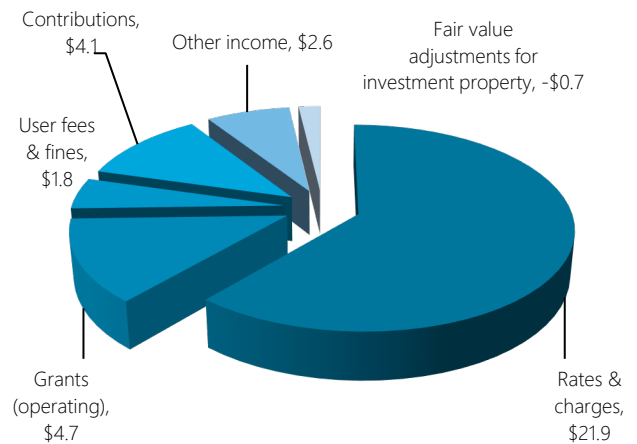


Figure 1: Alpine Shire Council operating income 2023/24 (\$millions)

Rates and charges are Council's most significant source of revenue comprising \$21.9 million of income. Operating Grants are the second largest income source, comprising \$4.7 million. Other income includes interest on investments, capital grants and rent for leased Council assets.

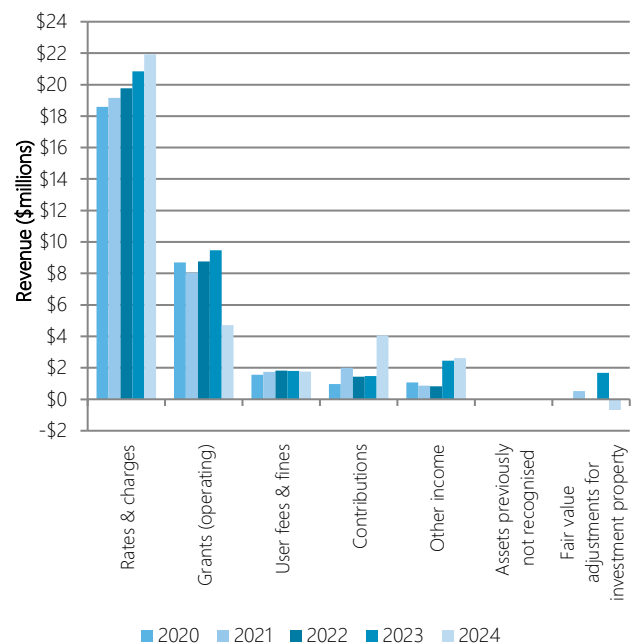


Figure 2: Alpine Shire Council operating income 2019/20 to 2023/24 (\$millions)

Rates and charges have demonstrated consistent incremental growth due to ongoing development in the Alpine Shire and compliance with the Victorian Government’s Rate Capping system. Grants generally fluctuate depending on the timing of payments for recurring operating grants, and the receipt of one-off project grants.

Council’s expenditure

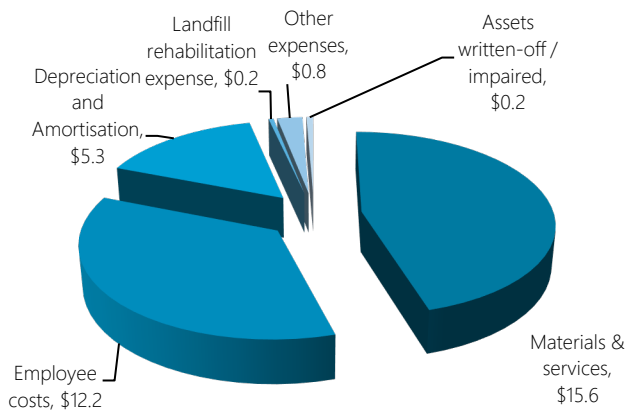


Figure 3: Alpine Shire Council expenditure 2023/24 (\$millions)

Materials and services and employee costs comprise the majority of Council’s operating expenditure.

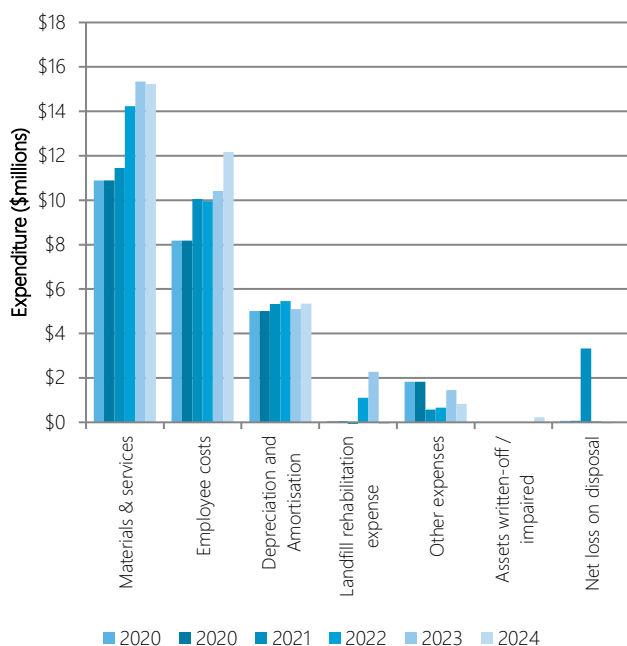


Figure 4: Alpine Shire Council expenditure 2019/20 to 2023/24 (\$million)

There has been an increase in employee expenses during the five years shown in Figure 4, due to wages increases aligned with the Enterprise Agreement and incremental growth in staff numbers required to support service delivery. Bushire Recovery grants have also supported additional resources in 2023/24.

Materials and services expenditure increased this year by \$0.049 million in line with general cost increases.

Cash balance

Following the surplus result, Council is in a strong cash position with a balance of \$38.1 million as at 30 June 2024. This balance will reduce over the coming years as the capital works program finalises a number of key projects and the Landfill rehabilitation works are completed.

Looking forward

Council continues to maintain a ten-year Financial Plan (FP) and 4-year budget, which are updated each year as part of the budget process. The FP is a critical tool for Council to ensure it makes fiscally responsible decisions. The FP measures long term fiscal sustainability utilising conservative assumptions such as:

- rate rises below or in line with the rate cap;
- employee numbers premised on service delivery needs and fiscal capacity; and
- no borrowings by Council.

These assumptions are reviewed and amended to reflect changes in the internal and external environment. The FP is used to inform decisions regarding Council’s strategy in applying for grants, committing to major projects and operational spending, as well as informing the rating strategy, with an aim of maintaining strong financial sustainability.

The FP will be reviewed over the next 12 months through a deliberative engagement process, allowing the community to actively engage in the financial planning process of Council.

Funding

Council acknowledges the support of both the Victorian Government and the Australian Government for the provision of funding, without which many of the projects and services that Council delivers would not be possible. In particular the Australian Government's Financial Assistance Grants are essential for the continued delivery of Council's services and infrastructure.

Council's Annual Financial Statements commence on page 66 of this report.

Capital works summary

Council delivered a \$10.6 million capital works program in 2023/24.

Capital Projects by Region

The capital works portfolio spans the Alpine Shire with the following distribution of investment in 2023/24: Kiewa Valley \$0.4 million, lower Ovens Valley \$4.1 million, upper Ovens Valley \$1.9 million, Dinner Plain \$1.5 million, and Shire-wide projects \$2.7 million.

Myrtleford Savoy Soccer Club

Upgrades to the Myrtleford Savoy Soccer Club were completed in 2024, including remodelling the change rooms, expanding the kitchen, establishing a first aid room and relocating the umpires' room. Accessibility upgrades included DDA (Disability Discrimination Act) public toilet updates, DDA building access and accessible car parking. Other upgrades include new equipment storage, LED pitch lighting and improved irrigation. The project was a collaboration between the community, Council, and the Australian Government.

Porepunkah Transfer Station Upgrade

Capping works were completed at the Porepunkah Transfer Station to meet Council's obligations under the Environmental Protection Act Best Practice Environmental Management guidelines. The capping project includes developing a new protective barrier on the historical landfill site to stop rain getting in and producing a contaminated waste liquid called leachate.

Transfer Station Upgrades for Food Organic Garden Organics (FOGO)

Council made several upgrades to the Mount Beauty, Porepunkah and Myrtleford Transfer Stations to ensure the transfer stations can accept food organic and weed material. Upgrades included concrete pads and new retaining walls.

Sport and Active Recreation Master Plans

Three master plans for Pioneer Park in Bright, the Mount Beauty Sport and Education Precinct and Myrtleford town centre were completed in 2024. The three plans investigated new projects and upgrade projects to better improve sport and recreation facilities for residents and visitors. Improvement projects took into consideration asset condition, sport compliance, multipurpose functionality, accessibility, sustainability, gender equity and future demand. The project was a Council and Victorian Government collaboration.

East Ovens Pedestrian Bridge

A new pedestrian bridge was completed in Harrierville to connect existing bush tracks on either side of the East Ovens River. The bridge is a vital link for residents, walkers and hikers to enhance trail connectivity and active recreation.

Dinner Plain Activation Projects

Upgrades to Scrubbers Hut were completed in 2024 including an adjacent exterior shelter with picnic and BBQ facilities. Accessibility upgrades included new DDA toilets and an all-abilities ramp into the Hut. New and upgraded trail connections and signage was also completed to improve the cycling and cross-country ski path network.

Pioneer Park Basketball / Netball Park Upgrade

The basketball / netball court located adjacent to the Pony Clubhouse in Pioneer Park was upgraded in late 2023. Upgrades included court resurfacing and new line-marking. This was a well-received facility upgrade that supports the increased demand in Bright for publicly accessible court facilities.

Road Renewal Program

The annual road renewal program in 2023/24 focused on improvements to roads in the lower Ovens and Myrtleford. Works included road resealing, line marking, kerb and channel installation, asphalt overlays and improved drainage.

Footpath Renewal Program

Council's annual footpath renewals program saw improvements to footpaths around the lower and upper Ovens, including the townships of Myrtleford and Porepunkah.

Drainage Program

Council invested \$270,000 in upgrades to the stormwater drainage network across the Shire. For example, Station Street in Porepunkah saw a renewal and upgrade to alleviate ongoing inundation issues.

Major Multi-Year Projects Update

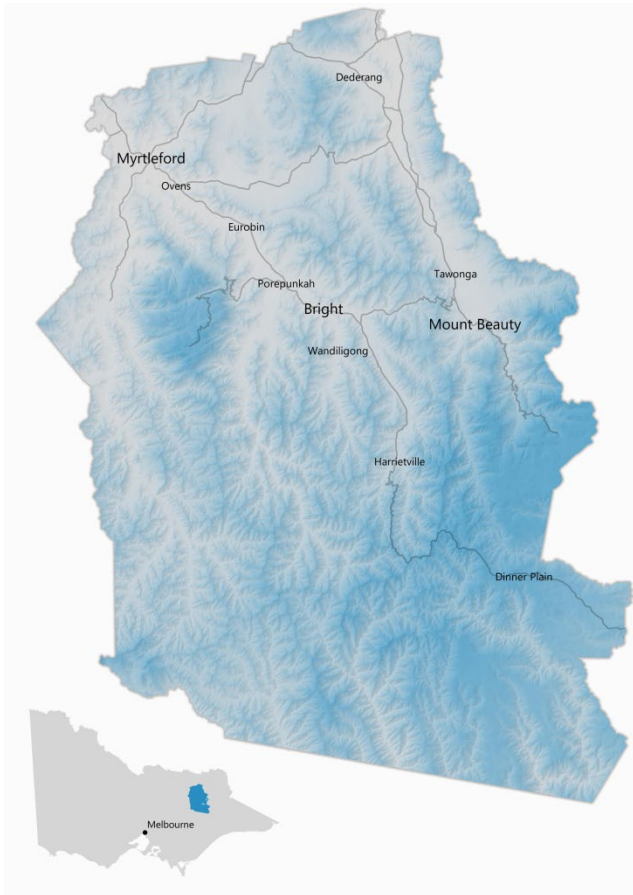
Council is continuing work on several multi-year grant funded projects across the Shire that will be delivered in 2024/25. Project progress on the multiyear projects included upgrade designs for Ablett Pavilion, Myrtleford Splashpark, Myrtleford Memorial Hall, and Tawonga Memorial Hall; Dinner Plain activation and snowmaking.

Challenges

Council continues to face challenges delivering capital works projects including material and contractor costs, supply chain delays, and labour shortages. Several major projects have been reduced in scope to ensure that essential components of the project are prioritised for delivery, for example for the Tawonga and Myrtleford Memorial Hall projects. The Victorian and Australian Government funding environment has also changed in the recent year with smaller amounts of funding available and more rigorous funding criteria required for successful applications.

Our Council

Alpine Shire profile



The Alpine Shire is situated in north-east Victoria, approximately 300km from Melbourne, and 70km south of Albury-Wodonga. The area of the Alpine Shire is 4,790 square kilometres¹ of which 92% is public land. This includes the whole of the Mount Buffalo National Park and large tracts of the Alpine National Park. The remaining 8% of land consists of towns, villages, and farming land in the major river valleys: Ovens, Buffalo, Buckland, and Kiewa valleys.

The Alpine Shire extends from mountain ranges down to the valley floor, where residents choose to live predominantly around the three main towns of Bright, Myrtleford and Mount Beauty – each of which proudly respects their own strong heritage and individuality. Other members of the populace live in the smaller towns, villages, and surrounding farming communities that are spread throughout the Shire. The Alpine Shire surrounds two of Victoria's major ski resorts: Falls Creek and Mount Hotham, and includes the smaller snowfield attractions of Dinner Plain and Mount Buffalo.

The Alpine Shire has a rich history of ancient First Nations culture. In addition, there was an influx of mining and prospecting that accompanied the gold rush era, and an increase in diversity through post-war immigration. Today the region offers a diverse lifestyle with a mix of culture, history, and experiences. The region is a well-known destination for visitors, with festivals, markets, exhibitions, sporting, and recreational activities held throughout the Alpine Shire; together with a range of cafes, restaurants, and wineries.

Within the Alpine Shire, industries with the greatest number of businesses, according to the most recent Australian Bureau of Statistics data were: agriculture, forestry, and fishing; construction; and accommodation and food services. In terms of employment, the main industries were accommodation and food services; health care and social assistance; retail trade; construction, education and training, and agriculture, forestry, and fishing.

The estimated resident population of the Shire is 13,182², a number which significantly increases with the seasonal influx of tourists. Population demographics in the 2021 Census show a lower population of 0-49 year olds, but a much higher population of persons aged 50 and over, as compared to the Victorian averages.

¹ This area does not include the resorts of Hotham Heights and Falls Creek which have a combined total of 44 square kilometres.

² Estimated Residential Population, Local Government Areas, Victoria (released 26 March 2024) – Australian Bureau of Statistics

Alpine Shire Councillors

Elections were held for the Alpine Shire Council on 24 October 2020. Following the resignation of one Councillor, a countback was held on 19 January 2022. Councillors elected were:

Cr John Forsyth (Mayor)	First elected:	October 2012
	Re-elected:	October 2016 October 2020
	Mayor:	November 2020 – November 2021 November 2022 – October 2024
Cr Simon Kelley (Deputy Mayor)	First elected:	January 2022
	Deputy Mayor:	November 2023 – October 2024
Cr Katarina Hughes	First elected:	October 2020
	Deputy Mayor:	November 2021 – November 2022
Cr Ron Janas	First elected:	October 2012
	Re-elected:	October 2016 October 2020
	Deputy Mayor:	November 2014 – November 2015
	Mayor:	November 2015 – November 2019
Cr Tony Keeble	First elected:	November 2008
	Re-elected:	October 2012 October 2016 October 2020
	Deputy Mayor:	November 2015 – November 2017 November 2022 – November 2023
Cr Sarah Nicholas	First elected:	October 2016
	Mayor	November 2021 – November 2022
	Deputy Mayor:	November 2017 – October 2020 November 2020 – November 2021
	Re-elected:	October 2020
Cr Kelli Prime	First elected:	October 2020

The current term of Councillors elected in October 2020 / by countback in January 2022 ends at 6am on Saturday 26 October 2024. More information regarding Councillors can be found on page 50.

The organisation

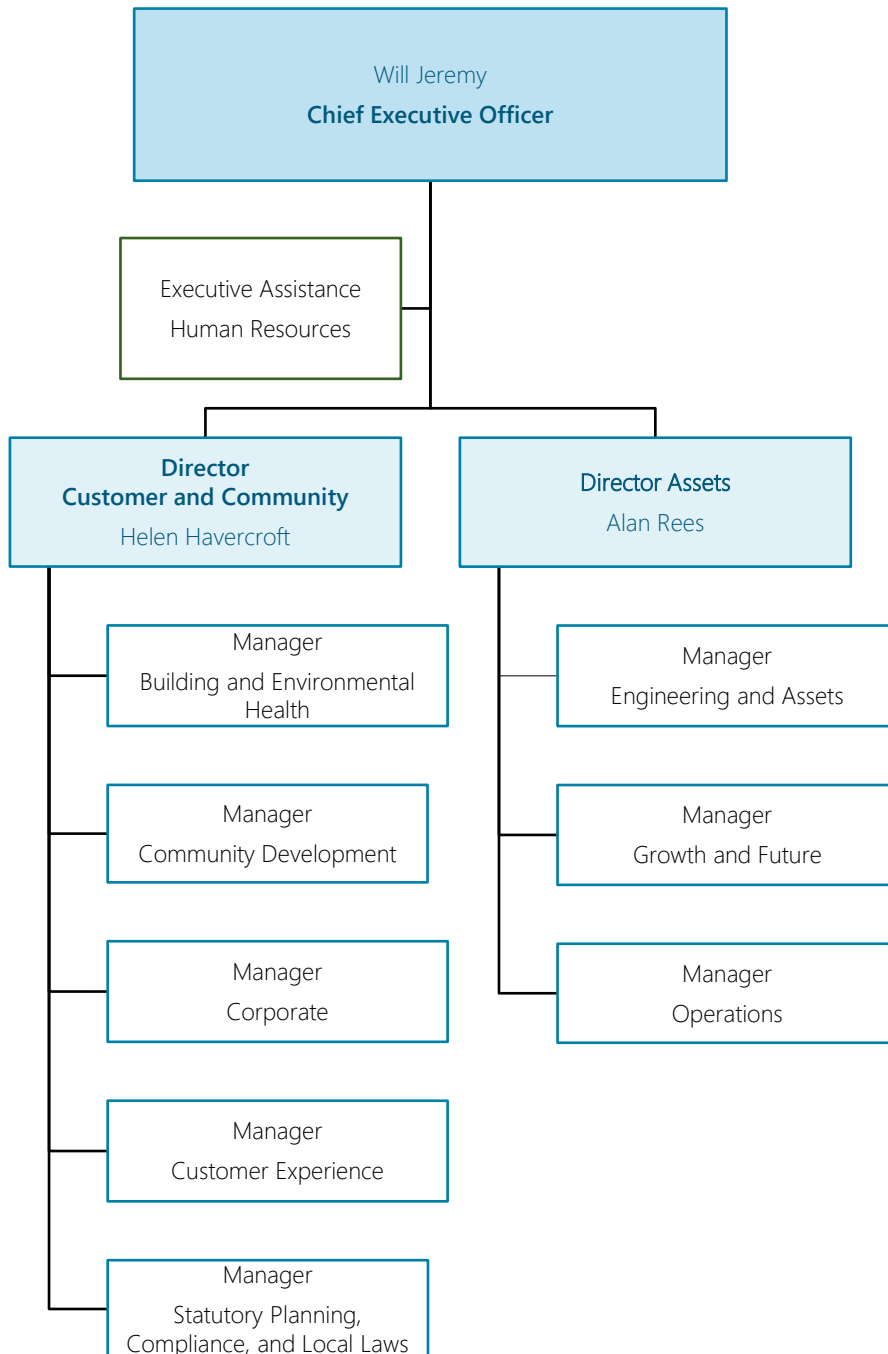
The Alpine Shire Council operates under a corporate management structure, with the Chief Executive Officer (CEO) leading directors, managers, and staff.

The organisation has a two-directorate model consisting of 'Customer and Community' and 'Assets'. Each director reports to the CEO and is responsible for the delivery of services and projects within program areas. Within each directorate, department managers are responsible for: Operations, Engineering and Assets, Growth and Future, Corporate Services, Customer Experience, Community Development, Statutory Planning, Compliance and Local Laws, and Building and Environmental Health.

A small executive services team reports directly to the CEO.

The organisation structure has remained relatively static through the 2023/24 financial year, after an organisation restructure was completed in the prior year. The only change of note during the 2023/24 financial year was the transfer of the property and contracts functions (including transfer station operations and school crossing supervision) out of the Operations Team and into the Growth and Future Team. This change was implemented in order to better balance workload and responsibilities across the managers, and after taking on board feedback received from staff.

Organisational structure at 30 June 2024



Chief Executive Officer

Functions reporting directly to CEO include Executive Assistance and Human Resources.

Senior Officers reporting directly to the Chief Executive Officer and the functions for which they are responsible include:

Director Customer and Community

Helen Havercroft at 30 June 2024

- Building and Environmental Health
 - Building Surveying and Inspection
 - Environmental Health
- Community Development
 - Community Development
 - Community Recovery
 - Emergency Management
 - Maternal and Child Health
- Corporate
 - Business Transformation
 - Financial Accounting and Payroll
 - Governance
 - High Country Libraries Hub
 - Information and Communication Technology
 - Rates
 - Records
 - Risk management
- Customer Experience
 - Customer Experience
 - Engagement and Communications
 - Events
 - Library Services
 - Visitor Information Centres
- Statutory Planning, Compliance, and Local Laws
 - Animal Management
 - Compliance and Local Laws
 - Statutory Planning
 - Subdivisions

Director Assets

Alan Rees at 30 June 2024

- Engineering and Assets
 - Asset Management
 - Engineering and Civil Development
 - Design and Projects
- Growth and Future
 - Strategic Planning
 - Economic Development
 - Sustainability
 - Property and Contracts
 - School Crossing Supervision
 - Transfer Stations
- Operations
 - Building Maintenance
 - Civil Works
 - Depot Operations
 - Occupational Health and Safety
 - Open Spaces

Council staff

The workforce

The Chief Executive Officer (CEO) is employed directly by Council to manage Council's business. Employees act under the general direction of the executive management team, with terms and conditions of employment governed by an enterprise agreement.

Personnel are employed on a permanent basis (full time or part time) where the work is continuous and ongoing, on a temporary basis where the work is temporary or seasonal, or on a casual basis where the work is of a relieving or intermittent nature.

Employee numbers are best measured by the number of full time equivalent (FTE) staff. On 30 June 2024 Council's total FTE was 141.9, representing a total of 199 positions across the organisation, including permanent, temporary, and casual roles. There were 16.1 FTE (19 positions) vacant at the time of reporting, due to a mix of seasonal positions not filled in June, and a series of recruitment to both permanent and temporary positions.

A more detailed summary of the workforce can be found in tables 1 and 2 on page 22.

Recruitment and selection

Council prides itself on employing highly skilled, dynamic and passionate people. Council's workforce turnover for permanent staff (not including casual and temporary staff) was 25.9% in 2023/24 based on filled (non-vacant) positions or 21.9% based on total number of permanent positions. This continues a trend since COVID-19 and its associated impacts, including an increasing desire for flexibility and work-life balance, reflecting a situation common across many sectors.

Council's workforce FTE (Full Time Equivalent) increased from 134.5 in 2022/23 to 141.9 in 2023/24. Approximately 10 FTE employed across temporary roles are fully funded by the Victorian or Australian Government through various bushfire and flood-related grants. Temporary resourcing levels will remain elevated through to the end of 2024/25 as these externally funded projects and initiatives are delivered to completion. Based on current forecasts, from the start of the 2025/26 financial year resourcing will return towards the long-term average.

Training and development

We believe Council is a great place to work and our roles are rich with diverse learning and opportunities for career development. We value supporting staff to learn, grow and embrace new opportunities through our Corporate Learning Program and induction, on-the-job training and external courses, and mentoring.

92 training and development events were attended by 350 staff during 2023/24.

Mental Health and Wellbeing

Council is committed to promoting and supporting employee mental health and wellbeing. We deliver programs and resources to raise awareness and educate employees about mental health. Initiatives such as RUOK? Day and a Peer Connect Program to connect people with colleagues and provide a sense of community within the workplace are available for all staff.

Council's support of staff through reasonable work adjustments, where appropriate such as flexible work arrangements, is also available.

An Employee Assistance Program (EAP) is available to all employees, councillors, and their families.

Diversity, Inclusion and Equal Employment Opportunity

Council is committed to ensuring that its workplaces are inclusive, promote equal opportunity and are free from discrimination. We strive to create a workplace culture where everyone feels welcome and encouraged to bring their true authentic selves to work. We do this by delivering grassroots initiatives that focus on embracing cultural diversity, LGBTQIA+ communities, and neurodiversity.

During the reporting period, Council delivered "Respect at Work" training following the introduction of new Respect at Work legislation. Ninety-four (94) employees and 28 leaders participated in the training which focused on Council's positive duty to create a safe and respectful workplace and to prevent workplace sexual harassment, sex discrimination and victimisation.

Gender Equality

Alpine Shire Council is committed to advancing gender equity and creating an inclusive workplace where women, men and gender diverse people have equitable access to opportunities. Council's four-year Gender Equality Action Plan 2021-2025 is required under the *Gender Equality Act 2020*. Completed and in-progress actions include:

- Ongoing implementation of Gender Impact Assessments and Gender Impact Assessment training for all managers, supervisors and specialists involved in developing or reviewing policies, programs and projects for Alpine Shire communities.
- Job advertisements that promote Council as a gender equitable and inclusive place to work.
- Delivery of events for the 16 Days of Activism campaign against Gender Based Violence.
- Applying an intersectional gender lens to the refresh of workplace policies and procedures, including the Alpine Shire Council Enterprise Agreement 2023.

Employee Code of Conduct

Council's Employee Code of Conduct outlines the principles, values, standards, and rules of behaviour that guide the decisions, procedures, and systems that Council subscribes to. The code applies to all employees of the Alpine Shire Council, and is extended to cover contractors, staff on exchange, volunteers, work experience and graduate placements. The document supports the principle that a positive customer experience is the fundamental purpose of Council, and all staff must commit to providing competent, reliable, and efficient services.

Enterprise Agreement 2023

Council successfully negotiated a new Enterprise Agreement that details the terms and conditions under which staff are employed and remunerated. This was an inclusive, equitable and educative process that involved a representative group of 23 employees and managers formulating and bargaining on changes, alterations and new inclusions to be applied to the existing Agreement.

The Alpine Shire Council Enterprise Agreement 2023 was approved by the Fair Work Commission on 11 April 2024. The nominal expiry date of the Agreement is 30 June 2026.

Staff Engagement Surveys

Employee engagement surveys provide valuable feedback to move the organisation towards the vision of providing a positive employee experience and being a great place to work. Feedback was received from employees via individual interviews. This methodology was used as a conversation creates a much richer understanding of the areas that are working well and the areas to focus on for improvement.

Council used the Net Promotor Score methodology to understand how employees feel about working for council and how they view the culture, leadership and the safety of the organisation. Managers and supervisors took part in workshops to understand the feedback and identify improvement opportunities, which include a focus on communication, culture, management skills, pay and benefits, processes and procedures and recruiting skilled employees. These improvement areas are being addressed in the short, medium, and long term.

Employee Health, Safety and Wellbeing

Training, education, and awareness

Health, safety and wellbeing training, education and awareness programs are driven by mandatory requirements and analysis of high-risk activities.

Course Category	Number of Courses	Number of Attendees
Spot Skin Checks	2	40
Return to Work Coordinator	1	3
Fire Warden Training	4	54
Fire Extinguisher Training	4	54
First Aid and CPR	2	46
Dog Behaviour and Management	2	10
Licensing and Accreditation	1	1
Chemical Operations	1	3
Introduction to Local Government	1	5
On-Site Hearing checks	1	14
Manual Handling Training	3	22

Compliance training is delivered to all employees through Council's online training portal Alpine Academy. Health and safety related training in the compliance pack includes bullying and harassment, sexual harassment and equal opportunities for workers.

Consultation

Employee engagement and consultation on health, safety and wellbeing matters occurs through a number of channels. The main consultative mechanism is Council's Health and Safety Committee, established in accordance with section 72 of the *Occupational Health and Safety Act 2004*, and its member health and safety representatives of the three designated workgroups, which were updated during 2023/24. Health and Safety representatives across the organisation reflect a mix of all departments. Engagement and consultation with workers also occur through management and departmental meetings and team toolbox meetings.

Volunteers

Volunteers play a crucial role in the delivery of various services provided by Council, including our visitor information services, the L2P program, youth programs, facilities management, library programs, and advisory committees.

Council appreciates the role undertaken by its many volunteers, and acknowledges that without their assistance, there would be many services which could not be provided. Much of the work done by Council's dedicated volunteers provides vital support and expertise to assist the Alpine Shire community.

Table 1: Total staff FTE (Full Time Equivalent) by department (30 June 2023)

Directorate		Assets			Customer and Community					
Department	Executive	Engineering and Assets	Growth and Future	Operations	Building and Environmental Health	Community Development	Corporate	Customer Experience	Statutory Planning, Compliance and Local Laws	Grand Total
Permanent – FT – W	3.0	2.0	5.0	2.0	1.0	2.0	5.0	6.0	1.0	27.0
Permanent – FT – M		5.0	4.0	26.0	1.0		4.0	1.0	3.0	44.0
Permanent – FT – Vacant		3.0		3.0	2.0				3.0	11.0
Permanent – PT – W			3.0		0.8	3.8	2.3	6.7	2.9	19.5
Permanent – PT – M		1.0	2.2	1.5				1.2		5.9
Permanent – PT – Vacant				0.5	0.4		0.8		0.4	2.1
Temporary – FT – W	1.0	2.0	1.0			2.0		1.0	1.0	8.0
Temporary – FT – M	2.0	2.0		1.0			3.0			8.0
Temporary – FT – Vacant		1.0					2.0			3.0
Temporary – PT – W			0.8		0.6	2.9		0.4	0.5	5.2
Temporary – PT – M		0.8								0.8
Temporary – PT – Vacant										
Casual – W			0.7			1.5		3.2		5.4
Casual – M			1.7					0.3		2.0
Casual – Vacant										
Department Total	6.0	16.8	18.4	34.0	5.8	12.2	17.1	19.8	11.8	141.9
Directorate Total	6.0	69.2			66.7					141.9

FT = Full Time; PT = Part Time; W = Women; M = Men

* Temporary positions include backfill positions such as maternity leave, and short-term contract staff.

Note: Where gender was unspecified in Council's payroll system, data has not been reported separately due to privacy.

Table 2: Summary of FTE categorised by employment classification and gender (at 30 June 2024)*

	Band 1	Band 2	Band 3	Band 4	Band 5	Band 6	Band 7	Band 8	Other	Total
Women	0.7	0.0	9.3	12.5	9.0	12.8	9.9	2.8	8.1	65.1
Men	0.6	0.4	16.7	10.2	8.0	6.8	11.0	3.0	4.0	60.7
Vacant	0.0	0.0	1.5	1.4	2.0	3.0	5.8	1.4	1.0	16.1
Total	1.3	0.4	27.5	24.1	19.0	22.6	26.7	7.2	13.1	141.9

* Includes all permanent, temporary, and casual positions at 30 June 2024.

** 'Other' includes CEO, Directors, Managers, Maternal and Child Health Nurses, and Building Surveyors.

Note: Where gender was unspecified in Council's payroll system, data has not been reported separately due to privacy.

Performance report

Corporate Planning and Reporting Framework

Every council in Victoria is required to produce a Council Plan following the Council election. The Alpine Shire Council Plan 2021-2025 was developed following the October 2020 Council election, and formally adopted in October 2021 following a deliberative engagement process with the community. The Community Vision, Council Plan, and Municipal Public Health and Wellbeing Plan were incorporated into the one document, bringing three of Council's key plans together.

The Council Plan is a strategic document, detailing the desired outcomes for the four years following the elections. Annual commitments to the Council Plan are detailed in Council's Budget.

Council also utilises a Financial Plan (FP) which projects Council's required resources (both financial and non-financial) over the next ten years.

This Annual Report is reporting the third year of progress against the Alpine Shire Council Plan 2021-2025.

Council Plan

The 2021-2025 Council Plan has five strategic drivers:

1. **For those who live and visit**
2. **For a thriving economy**
3. **For the bold protection of our future**
4. **For the enjoyment and opportunities of our lifestyle**
5. **For strong and informed leadership**

The Council Plan also includes strategic objectives, strategies for achieving the strategic objectives, and strategic indicators for monitoring achievement of them.

Performance

Council's performance for the 2023/24 year has been reported against each strategic driver to demonstrate how Council is performing in achieving the Council Plan. Performance has been measured as follows:

- Results achieved in relation to the strategic indicators in the Council Plan.
- Progress in relation to the major initiatives identified in the Budget.
- Highlights from projects and services funded in the Budget and the persons or sections of the community who are providing those services.
- Results against the prescribed service performance indicators and measures.

Several of Council's strategic indicators in the Council Plan are sourced from the Service Performance indicators and measures contained within the Local Government Planning and Reporting Framework (LGPRF). These have been identified to reduce duplicate reporting.

Local Government Planning and Reporting

All councils across Victoria report against the prescribed Service Performance, Financial Performance, Sustainable Capacity indicators, and Governance and Management checklist contained within the *Local Government (Planning and Reporting) Regulations 2020*.

Results for these measures are found throughout the following sections under the headings "Service Performance Indicators". Further reporting is found in the "Governance and Management checklist" on page 54 and in the Performance Statement on page 128.

Strategic Driver:

1. For those who live and visit

Performance against the Council Plan

The following is a statement of progress in relation to the services and initiatives identified in the 2023/24 Budget which contribute to the Council Plan 2021-2025:

2023/24 Actions	Progress to 30 June 2024
Strategic Objective: 1.1 A community that is active, connected and supported	
Ongoing engagement with community groups	Community and business groups have provided essential feedback and inputs to inform Council's decision-making this year. The online Business Hub on Council's Engage website hosts important information and opportunities for local businesses, and business workshops in October 2023 saw business operators provide feedback on the possibility of a Short Stay Rental Accommodation Local Law. Community groups were engaged to make submissions to the 2024/25 budget and encouraged to apply for grants through the annual Community Grants Program.
Deliver the annual Community Grants program	Nineteen (19) community groups received over \$77,000 of community grants to deliver projects in 2023/24 financial year to a total project value of over \$180,000. A further five (5) community groups received support to undertake environmental projects to the value of \$80,000 through the Bushfire Recovery Revitalising our Environments Grant. Planning commenced for the 2024/25 Community Grants Program.
Strategic Objective: 1.2 Services and resources that enhance health and wellbeing	
Provide contemporary library services	Council's three library branches received more than 75,000 visits this year. The libraries hosted programs for all ages, from babies at Rhyme Time to seniors chasing their past with dedicated Trove Talks. They welcomed locals, tourists, author talks, animal displays, craft activities and performers. Libraries took part in the National Simultaneous Storytime, celebrated our First Nations culture and looked to the future with colourful Pride displays. Library customers used Wi-Fi, computers, printers, scanners, private study corners and rooms, alongside our collection of books, magazines, DVDs, graphic novels, newspapers and online services like Borrowbox, Libby, and Hoopla.
Implement Library Services Plan	Regular library programs continued to grow this year with over 350 sessions that attracted over 3,000 participants including Baby Rhyme Time, Story Time, craft, Lego, knitting and Mad Musos. Many local groups were supported, including the Italian community, U3A, walking groups, Genealogy groups and Landcare. Meeting rooms were also used for Council's Youth Advisory Group, employment hubs and centres for continuing education and literacy.
Provide services and programs for all life stages	Council's Maternal and Child Health team delivered enhanced services, Supported Playgroups, Dad's Group, Sleep and Settling and Lactation support programs. Community immunisation services for childhood; secondary school and over 65 immunisation programs were held. The team delivered Seniors Festival; Children's Week and Youth Programs and initiatives including youth and teen mental health first aid, The Lighthouse Youth Centre trial and careers skills training. Other deliverables included overseeing the Vulnerable Persons Register, and the 72-Hour emergency preparedness initiative to community.
Progress implementation of Access and Inclusion Plan	Initiatives arising from Council's Access and Inclusion Plan were delivered, including purchase of a mobile stage lift.

2023/24 Actions	Progress to 30 June 2024
Strategic Objective: 1.3 A caring community	
Implementation of actions in Reflect Reconciliation Action Plan	Initiatives arising from Council's Reflect Reconciliation Action Plan were delivered, including installing Acknowledgement of Country on all Council owned and managed buildings; cultural awareness training for Council staff; recognition of National Reconciliation Week on email signatures; flying Aboriginal, Torres Strait Islander and NAIDOC Week flags at relevant times; supporting local delivery of NAIDOC Week in schools, and delivery of local NAIDOC Week events.
Deliver Youth services including FreeZa, Youth Awards and Engage!	Council's Youth team delivered Youth Programs and initiatives funded by FreeZa, Engage! and YACVic including supporting the Youth Advisory Group, delivery of Alpine Shire Youth Awards, trial of The Lighthouse Youth Centre in Bright; delivery of youth and teen mental health first aid, music events; skate park events, careers website and careers skills training.
Completion of the Key Worker Housing Pilot Program, and development of the Affordable Housing Analysis Action Plan	A grant application for cabins in caravan parks was not successful during the year. Officers continued drafting the Affordable Housing Policy to confirm the process for lease or land disposal in the key worker / affordable housing context.
Deliver the 16 days of Activism Campaign	The 16 Days of Activism campaign was delivered in November and December 2023, including social media promotion; distribution of collateral; book displays in libraries, 16km for 16 days Council staff challenge, and pop up at Myrtleford Market in collaboration with the Centre Against Violence and Victoria Police. Gender Impact Assessment training was delivered to Managers and Coordinators.
Strategic Objective: 1.4 Increasing healthy eating and active living	
Implement Alpine Shire Economic Development Strategy	Officers attended the ACRE "Strategic Doing" workshop with local and regional small producers. One Agriculture and Food & Beverage Manufacturing roundtable event was completed in collaboration with AusIndustry to identify challenges and opportunities for local producers.
Participate in Regional Food Strategy working group	Maternal and Child Health Service delivered the InFANT (healthy eating and active play) program; participated in Food Security Working Group, and supported the RESPOND Program in conjunction with Alpine Health, Gateway Health, and Deakin University.
Support RESPOND Program in partnership with Alpine Health and Deakin University	RESPOND stands for Reflexive Evidence and Systems interventions to Prevent Obesity and Non-communicable Disease, and is a shared community approach to contribute to the health and wellbeing of children and families. Council collaborated with Alpine Health, Gateway Health and Deakin University in the delivery of RESPOND initiatives locally.
Support Community groups which increase participation in physical activity	Six local sporting groups received community grants to support increased participation in physical activity. Council developed and adopted its own Fair Access Policy to support equitable participation in sport and active recreation by women and girls. The Youth team delivered the Alpine Colour Fun Run and two Skate Park Events during the year.
Implement the Alpine Shire Council Sports and Active Recreation Master Plan	Council undertook sport and active recreation master planning, including a full review of facilities and infrastructure for Pioneer Park in Bright, the Mount Beauty Sport and Education Precinct, and Myrtleford town centre. Community engagement with key user groups of the sites, as well as the wider Alpine Shire community, helped inform the final master plans. Final plans are due to be delivered in August 2024.

2023/24 Actions	Progress to 30 June 2024
Strategic Objective: 1.5 Improving mental wellbeing	
Work with partners and the community to raise awareness and understanding of mental health wellbeing and its impacts	Council's website contains up to date information about mental health services available. Council is an active member of the following groups: Alpine Postvention Group supporting community impacted by death by suicide; and Alpine Mental Health Working Group. Officers supported the Myrtleford Mental Health Month initiative, and delivered Teen and Youth Mental Health First Aid to local secondary schools and community members.
Provide information for staff and community around access to mental health services	Council's website contains up to date information about mental health services; flyers were distributed with information about mental health services; Council provides an Employee Assistance Program; and regular information appears in Council's staff newsletter about mental health and wellbeing such as RUOK Day.
Strategic Objective: 1.6 Preventing all forms of violence	
Deliver 16 Days of Activism Campaign; maintain up to date resources on Council's website; delivery of family violence programs through Maternal and Child Health programs.	Deliver 16 Days of Activism Campaign; Council's website contains up to date information about resources to support people impacted by violence; delivery of family violence screening and information through Maternal and Child Health programs; Council's Enterprise Agreement includes increased support for staff impacted by violence.

Services provided to the community

Service area	Description of services provided
Library Branches	Libraries consist of the Alpine Shire library branches in Myrtleford, Bright and Mount Beauty and delivery of programs such as rhyme time, story time, school holiday programs and visiting authors. Council also operates the High Country Library Network.
Swimming Pools	This service is managed under contract to Belgravia Leisure Services. It covers Bright Sports Centre, the provision of outdoor seasonal pools at Myrtleford and Mount Beauty and lifeguarding at the Bright and Porepunkah river pools.
Visitor Information Centres	This service comprises visitor information services located at Bright, Mount Beauty and Myrtleford.
Youth	Provision of specific services to youth in the community, including youth awards, youth activities and the Learner to Probationary (L2P) program.
Community Development	This service is concerned with building community capacity. Key areas include community resilience, the community grant program and implementing the Municipal Public Health and Wellbeing Plan.
School Crossings	Council provides the school crossing supervisor function to schools within the Alpine Shire.

Service Performance Indicators

The following statement provides the results of the prescribed service performance indicators and measures including explanation of material variations.

Service/indicator/measure	2020/21	2021/22	2022/23	2023/24	Comments ⁺
Aquatic Facilities					
Service standard					
Health inspections of aquatic facilities	1.7	1.0	0.0	0.0	Council did not conduct any formal health inspections of aquatic facilities during 2023/24. Water testing was undertaken at the Bright and Porepunkah River Pools during the peak summer period, and facility managers of the Bright Sports Centre, Mount Beauty Swimming Pool, and Myrtleford Swimming Pool conducted routine water quality management tasks.
<i>[Number of authorised officer inspections of Council aquatic facilities / Number of Council aquatic facilities]</i>					
Utilisation					
Utilisation of aquatic facilities	1.9	2.7	2.4	3.0	Utilisation of Council's three facilities increased substantially compared to the previous year. This was reflected in an increase in membership and casual visitation, particularly in Bright and Mount Beauty. Warmer summer weather also promoted increased visitation in the outdoor pools located in Mount Beauty and Myrtleford.
<i>[Number of visits to aquatic facilities / Population]</i>					
Service cost					
Cost of aquatic facilities	\$13.75	\$17.35	\$19.04	\$14.22	Utilisation of aquatic facilities increased in 2023/24, which contributed to a lower cost per visit. Costs were slightly lower than in 2022/23 due to the fall of accrual of prior year charges.
<i>[Direct cost of aquatic facilities less income received / Number of visits to aquatic facilities]</i>					
Libraries					
Resource currency					
Recently purchased library collection	57.7%	56.6%	58.8%	54.0%	In 2023/24, Council has included a proportional allocation of digital resources held by the High Country Library Network, whereas in previous years this data was not available. If only physical items were considered, Alpine branches currently hold 64.4% of items purchased in the last five years, an increase on previous year results. While digital items appear to have grown at a slower rate over this period, nearly 50% of the digital collection at Alpine branches was purchased in 2023 alone. Digital resources are expected to increase over the coming years.
<i>[Number of library collection items purchased in the last 5 years / Number of library collection items] x100</i>					

Service/indicator/measure	2020/21	2021/22	2022/23	2023/24	Comments ⁺
Service cost					
Cost of library service per population <i>[Direct cost of the library service / Population]</i>	\$22.99	\$29.03	\$32.30	\$39.59	In previous years, the capital cost of library collection purchases was specifically excluded, however in 2023/24 these purchases are now included. For comparison with previous year trends, the direct cost of the library service per population would have been \$33.72 without capital purchases, showing only a moderate increase on the previous year. The increase in 2023/24 is therefore primarily due to the inclusion of the capital purchase of the library collection.
Utilisation					
Loans per head of population <i>[Number of library collection item loans / Population]</i>	New	New	New	6.6	Loans per head of population is a new measure in 2023/24, hence there is no historical trend to compare to the current result.
Participation					
Library membership <i>[Number of registered library members / Population] x100</i>	New	New	New	32.2%	Library membership is a new measure in 2023/24, hence there is no historical trend to compare to the current result.
Library visits per population <i>[Number of library visits / Population]</i>	New	New	New	5.8	Library visits per population is a new measure in 2023/24, hence there is no historical trend to compare to the current result.
Maternal and Child Health					
Service standard					
Infant enrolments in the MCH service <i>[Number of infants enrolled in the MCH service (from birth notifications received) / Number of birth notifications received] x100</i>	102.0%	100.9%	101.9%	101.4%	In a small number of cases, Council also conducts home visits for newborns where the birth notification was received elsewhere, but Alpine MCH nurses conduct the first home visit.
Service cost					
Cost of the MCH service <i>[Cost of the MCH service / Hours worked by MCH nurses]</i>	\$69.09	\$70.67	\$73.44	\$73.77	Costs have increased slightly compared to the previous year, while remaining lower than the State-wide average for 2022/23.
Participation					
Participation in the MCH service <i>[Number of children who attend the MCH service at least once (in the year) / Number of children enrolled in the MCH service] x100</i>	81.8%	83.4%	83.4%	84.0%	Participation in the Maternal and Child Health service continues to show high demand for service.

Service/indicator/measure	2020/21	2021/22	2022/23	2023/24	Comments ⁺
Participation					
Participation in the MCH service by Aboriginal children <i>[Number of Aboriginal children who attend the MCH service at least once (in the year) / Number of Aboriginal children enrolled in the MCH service] x100</i>	85.7%	64.7%	82.6%	89.5%	Council has a small number of First Nations children enrolled in the Maternal and Child Health service, therefore a slight change in participation creates a greater change in overall results.
Satisfaction					
Participation in 4-week Key Age and Stage visit <i>[Number of 4-week key age and stage visits / Number of birth notifications received] x100</i>	95.0%	101.9%	104.9%	93.8%	Council's Maternal and Child Health (MCH) staff offer 4-week Key Age and Stage visits for all clients where a birth notification has been received. Key Age and Stage visits can be impacted by several factors, including when families have moved or transferred into the Shire, or when infants have extended stays in hospital.

⁺ The Local Government (Planning and Reporting) Regulations 2020 require Council to report material variations between the current year results, and the preceding three years' results. Comments are included where necessary to aid the reader's understanding.

Strategic Indicators

Indicator	Result 2023/24
Active library borrowers in municipality	The previous LGPRF metric of "active library borrowers in municipality" was retired in 2022/23 and replaced by the new measure "library membership". Library membership per resident was 32.2% in 2023/24. Refer to 'service performance indicators' for more details.
Cost of library service per population	\$39.59 per resident Refer to 'service performance indicators' for more details.
Participation in the Maternal Child Health service	84.0% of children enrolled in the Maternal and Child Health service had participated in the service by the end of financial year. Refer to 'service performance indicators' for more details.
Aboriginal participation in the Maternal Child Health Service	89.5% of First Nations children enrolled in the Maternal and Child Health service had participated in the service by the end of financial year. Refer to 'service performance indicators' for more details.
Participation in supported playgroups	There has been consistent participation in Maternal and Child Health service, immunisation service, Dad's group, and supported playgroups during 2023/24. During the year, an additional supported playgroups facilitator was trained, and additional supported playgroups in Bright were delivered.
Number of visits to aquatic facilities per head of population (Utilisation of aquatic facilities)	3.0 visits per resident in 2023/24, an increase compared to the previous year. Refer to 'service performance indicators' for more details.

Strategic Driver:

2. For a thriving economy

Performance against the Council Plan

The following is a statement of progress in relation to the services and initiatives identified in the 2023/24 Budget which contribute to the Council Plan 2021-2025:

2023/24 Actions	Progress to 30 June 2024
Strategic Objective: 2.1 Diverse reasons to visit	
Facilitate events on Council land over the year, and support the annual Event Funding Program	Forty-three (43) Funding Applications were supported through the Event Funding Program. \$180,565 was allocated from the total \$200,000 budget.
Implement the Alpine Shire Council Events Strategy	The Alpine Shire Council Events Strategy was used to permit events. The strategy provides a blueprint for tiering and criteria within the Event Funding Program.
Continue to market all destinations within region	Strategic social media campaigns were conducted to disperse visitors from key hubs, new images and video content were created, and tourism brochures reprinted. A campaign focused on the Kiewa Valley following the landslip in the previous year; and the Dinner Plain website, maps, brochure and billboard were updated.
Continue to manage and maintain tourism infrastructure	In partnership with Tourism North East, Council advanced the Murray to Mountains Rail Trail Enhancements Project for the introduction of a series of world-class public art installations, experiences and infrastructure improvements designed to increase visitation. Design and construction works for the widening of the cycle path from Porepunkah to Bright were awarded which includes an upgraded bridge over Roberts Creek and an art installation. The second section of the trail at Eurobin station has begun design for the landscaping and upgrade of shelters and public amenities.
Strategic Objective: 2.2 Innovative and sustainable business development that supports year-round benefit	
Establish connections with AusTrade, LaunchVIC & SenVIC to boost innovation, Startups & Social Enterprises	Two drop-in business Cuppa and Chat sessions were held in Bright and Myrtleford to provide access to business support services. A subsidised business photography initiative with twelve participating businesses was completed, and monthly business newsletters were distributed via the Engage Alpine Business Hub. Connections were made with AusTrade, Agbiz Assist, and Australian Centre for Rural Entrepreneurship (ACRE).
Establish connections with Farmer to Founder, AgriFutures, CSU & RMIT	One Agriculture and Food & Beverage Manufacturing roundtable event was completed in collaboration with AusIndustry to identify challenges and opportunities for local producers. ACRE "Strategic Doing" workshops were held with local and regional small producers.
Implement the Alpine Shire Council Economic Development Strategy	The Economic Development Strategy action plan was reviewed, to create a revised Economic Development work program.
reConnected with training providers, Startup Shakeup, LaunchVIC, Farmer to Founder, Business Bus.	Collaboration with AusIndustry on the Agriculture and Food & Beverage Manufacturing roundtable.
Strategic Objective: 2.3 Access to technology that meets our evolving needs	
No actions in 2023/24	

Services provided to the community

Service area	Description of services provided
Tourism	This service provides destination marketing. It develops and distributes tourism collateral including Official Visitors Guide, trail brochures, maps and retail and dining guide.
Dinner Plain	Specific services to Dinner Plain such as marketing and events of this alpine village, and Dinner Plain to Mount Hotham winter bus service.
Festivals and Events	Events are a major contributor to the economy. Council has a role in facilitating the annual events calendar.
Economic Development	This service facilitates local and new business to develop and grow.

Service Performance Indicators

There are no prescribed service performance outcome indicators for this Strategic Directive.

Strategic Indicators

Indicator	Result 2023/24
Number of permitted festivals and events in the Shire	143 events were permitted in 2023/24 financial year. 56 of these events were Markets, 10 were Civic Events and 13 were youth and community. Dinner Plain hosted 4 events.
Number of overnight and day trip visitors	It is estimated that 122,386 people visited an event in the Alpine Shire. There is no quantifiable data available to support the number of nights and day trip visitors. This is estimated to bring \$22.6 million into the economy.
Number of small businesses and light industry in the Shire	344 new ABNs were registered during FY2023/24 in the Alpine Shire.

Strategic Driver:

3. For the bold protection of our future

Performance against the Council Plan

The following is a statement of progress in relation to the services and initiatives identified in the 2023/24 Budget which contribute to the Council Plan 2021-2025:

2023/24 Actions	Progress to 30 June 2024
Strategic Objective: 3.1 Decisive leadership to address the impacts and causes of climate change	
Progress on Corporate Climate Action Plan 2021-2024	GreenFleet offsets were purchased to offset all residual emissions for 2022/2023 - honouring Council's commitment to net-zero Greenhouse Gas (GHG) emissions from Council's corporate activities by 2023. Engagement to determine a suitable site for an insets planting pilot for 2023/2024 residual emissions and a long term offset / inset policy was ongoing.
Explore Environmentally Sustainable Design options	An energy efficiency audit was completed to assess three facilities with poor energy efficiency and / or user comfort to inform an application for the Community Energy Upgrades Fund round 2 grant in 2025.
Community Climate Action Plan Roadmap	Community GHG emissions calculation and report completed to inform the further development of community climate action initiatives
Strategic Objective: 3.2 Stewardship and care of our natural environment	
Partner with the North East Catchment Management Authority (NECMA) to protect and enhance our waterways	Council's Open Spaces Coordinator built a strong working relationship with his NECMA counterparts. Key initiatives progressed through the year in collaboration with NECMA including weed management on the Bright to Harrierville cycle path, and riverbank repair at Jenvey's Car Park.
Strategic Objective: 3.3 Responsible management of waste	
Introduce Food Organics Garden Organics (FOGO) kerbside collection service	The kerbside Food Organics Garden Organics (FOGO) collection service was implemented on 1 July 2023. This initiative has successfully diverted a significant proportion of waste from landfill.
Implementation of the Event Waste Management Plan	Events are requested during the event permitting process to supply a Waste Management Plan based on the Waste Wise Guide.
Finalise capping works at Myrtleford and Porepunkah Landfill sites, and upgrade Transfers Stations for FOGO service.	Capping works at Porepunkah Transfer Station were completed to ensure historical waste is capped to the EPA Best Practice Management standards. The detailed design for the Myrtleford Capping Works was completed and approved by the EPA. Across Council's three transfer stations, infrastructure was installed to enable the acceptance of FOGO at the transfer stations. This included an upgraded and extended retaining wall and concrete pads.
Complete landfill monitoring and Rehabilitation Action Plan for residual landfill across the shire	Monitoring was completed across the year at Councils historical landfills and the new monitoring program designed to capture all six landfill sites.
Myrtleford Landfill Rehabilitation design completed and approved by EPA.	Myrtleford Landfill Rehabilitation Design was completed and approved by EPA ready for tender.

2023/24 Actions	Progress to 30 June 2024
Strategic Objective: 3.4 A community that is prepared for, can respond to, and recover from emergencies	
Support Alpine Shire Municipal Emergency Management Plan - 2021-2025	Officers supported the Municipal Emergency Management Committee to review and update the Municipal Emergency Management Plan and support plans; developed and delivered the "72 Hour Project" to help the community be better prepared for emergencies; developed Community Profiles; recruited and trained Council's Emergency Management team; and supported the Alpine Resilience Partnership.
Support Alpine Resilience Committee and Community Recovery Committee	Officers supported the Alpine Resilience Partnership and delivered resilience activities including Resilient Emergency Action Plan (REAP) Day. Recovery priorities of the Alpine Community Recovery Committee and Kiewa Valley Community Recovery Group were supported.
Strategic Objective: 3.5 Reducing the impact of climate change on health	
Endorsement of Community Climate Action Plan Roadmap	Community GHG emissions calculation and report were completed to inform the further development of community climate action initiatives. This includes emissions from residential, commercial, travel, and agriculture.
Implement Alpine Active Sport and Recreation Plan	The draft Sport and Recreation Masterplans for Pioneer Park, Mount Beauty Recreation Reserve and Myrtleford town centre were completed and placed on public exhibition.
Support local and regional initiatives relating to Climate Change	Council committed to signing up to the Goulburn Murray Climate Alliance (GMCA) Recharging Goulburn Murray project (piggybacking on the existing Solar Savers project). The Memorandum of Understanding was signed, with the project due to commence July 2024.

Services provided to the community

Service area	Description of services provided
Waste and Recycling	Provision of waste management services. This includes kerbside collection services as well as the operation of the Myrtleford, Mount Beauty and Porepunkah transfer stations and closed landfills.
Emergency Management	Administrative costs of Council's Emergency Management Planning role, maintenance of various flood warning infrastructure, and additional coordination activities which are fully grant funded.

Service Performance Indicators

The following statement provides the results of the prescribed service performance indicators and measures including explanation of material variations.

Service/indicator/measure	2020/21	2021/22	2022/23	2023/24	Comments ⁺
Waste Management					
Service standard					
Kerbside collection bins missed	1.8	2.1	2.0	4.4	The total number of missed bins increased compared to the previous year, while the total number of scheduled lifts decreased. The reduction in scheduled lifts was due to the introduction of a FOGO kerbside collection service on 1 July 2023, which changed the previous weekly waste collection to fortnightly.
<i>[Number of kerbside garbage and recycling collection bins missed / Number of scheduled kerbside garbage and recycling collection bin lifts] x10,000</i>					
Service cost					
Cost of kerbside garbage bin collection service	\$115.21	\$128.24	\$123.69	\$76.53	Following the introduction of the FOGO kerbside collection on 1 July 2023, the frequency of kerbside garbage collection was reduced from weekly to fortnightly. This reduction in scheduled collection is responsible for the reduction in cost of the service in 2023/24.
<i>[Direct cost of the kerbside garbage bin collection service / Number of kerbside garbage collection bins]</i>					
Cost of kerbside recyclables collection service	\$69.06	\$74.93	\$78.91	\$87.75	A new collaborative waste tender was signed in May 2023 for the kerbside collection and transport of recycling, FOGO, and residual waste. The increased cost of the recyclables collection service is a reflection in increased costs across the sector.
<i>[Direct cost of the kerbside recyclables bin collection service / Number of kerbside recyclables collection bins]</i>					
Waste diversion					
Kerbside collection waste diverted from landfill	40.0%	40.0%	39.8%	73.4%	Council introduced a FOGO service commencing 1 July 2023, reflecting the large increase in kerbside collection diverted from landfill. This has been complemented by the tonnage of waste collected reducing significantly compared to the previous year.
<i>[Weight of recyclables and green organics collected from kerbside bins / Weight of garbage, recyclables and green organics collected from kerbside bins] x100</i>					

⁺ The Local Government (Planning and Reporting) Regulations 2020 require Council to report material variations between the current year results, and the preceding three years' results. Comments are included where necessary to aid the reader's understanding.

Strategic Indicators

Indicator*	Result 2023/24
Net Zero Greenhouse Gas Emissions -2023 (Cities for Power Partnership)	Net zero by 2023 achieved by offsetting 569 tonnes of CO ₂ -e residual emissions for 2022/2023 through the purchase of GreenFleet offsets.
Community satisfaction with waste management performance - Target 70	The waste management index score declined to 56 in 2023/24 following a high of 70 in 2021/22. Council changed from annual community surveying in 2022/23, to quarterly surveying in 2023/24, with the aim of reducing seasonal / single issue impacts on results.
Kerbside collection waste diverted from landfill - Target increase	Council introduced a FOGO service commencing 1 July 2023, reflecting a large increase in kerbside collection diverted from landfill from 39.8% in 2022/23 to 73.4% in 2023/24. This has been complemented by the tonnage of waste collected reducing significantly compared to the previous year.

Strategic Driver:

4. For the enjoyment and opportunities of our lifestyle

Performance against the Council Plan

The following is a statement of progress in relation to the services and initiatives identified in the 2023/24 Budget which contribute to the Council Plan 2021-2025:

2023/24 Actions	Progress to 30 June 2024
Strategic Objective: 4.1 Conservation and promotion of the distinct character across the Shire	
Prepare the Alpine Planning Scheme Review	The Alpine Planning Scheme Review was noted by Council in early 2023, which identified the need to undertake a Heritage Review and Neighbourhood Character Assessments. A Neighbourhood Character Strategy was subsequently developed for all townships, ready for public consultation in July 2024. The Great Alpine Road Western Gateway Trees Heritage Overlay was completed and will be adopted in July 2024. This will be followed by a planning scheme amendment to implement the Heritage Overlay.
Prepare the Alpine Shire Rural Directions Strategy (RDS)	The Rural Directions Technical Background was completed with GIS mapping of land use across the region. The RDS tender was awarded, and inception meeting commenced.
Strategic Objective: 4.2 Planning and development that reflects the aspirations of the community	
Develop the Alpine Shire Council Land Development Strategy	Council endorsed the draft Land Development Strategy (LDS) in late 2023, with the final LDS to be adopted in August 2024.
Develop the Alpine Shire Council Housing Affordability Strategy	A draft Affordable Housing Policy was developed and will be presented to Council in early 2025 for endorsement.
Develop and implement Better Planning Approvals Processes, and Implement Greenlight planning application software and customer portal	The "Better Planning Approval Processes - Delegations Guidelines" were approved and implemented in July 2023. The Greenlight planning application management system was implemented internally, and the public-facing customer portal became operational in April 2024.
Prepare the Alpine Planning Scheme Review	The Planning Scheme Review and Anomalies Amendment progressed for pre-authorisation with the Department of Transport and Planning.
Strategic Objective: 4.3 Accessible parks that promote active and passive recreation	
Regular maintenance of parks and gardens, and review of Tree Management Plan	Parks, trees and reserves were maintained throughout the year on a weekly basis by Council's Open Spaces team.
Implement the Alpine Shire Council Sports and Active Recreation Plan	Detailed design for the Alpine Better Places Harrietville has been completed which will deliver trail connections and upgrades and new public amenities and carparking at the trail heads.
Strategic Objective: 4.4 Diverse arts and cultural experience	
Tracks and trails initiative for arts and culture.	A consultant was engaged to conduct an audit of the current arts in the region.

2023/24 Actions	Progress to 30 June 2024
Strategic Objective: 4.5 Assets for our current and future needs	
Dinner Plain Activation	<p>Dinner Plain Activation 1 & 2 - Stage 1 upgrade to Scrubbers Hut was completed to include DDA (Disability Discrimination Act) access, new toilets and upgraded shelter, seating and BBQs. Design and tender of works for Stage 2 was completed, and will include infrastructure upgrades as part of funding from Council and the Victorian government for Regional Economic stimulus.</p> <p>Dinner Plain Snowmaking - Council progressed the design and purchase of snowmaking equipment across the financial year as part of the Victorian government Funded Local Economic Recovery Program – Bushfire Recovery Regional Economic Stimulus and Resilience Grants Fund. Once a water source is finalised the equipment will be installed in 2024/25.</p>
Nimmo Pedestrian Bridge	The detailed design and tender of Nimmo Bridge was completed with works to commence in 2024/25.
Ablett Pavilion Upgrade	The detailed design for the Ablett Pavilion Upgrade was completed in consultation with the user groups and the works were awarded for construction. Construction will start in August 2024.

Services provided to the community

Service area	Description of services provided
Airports	Provision and maintenance of aerodromes at Mount Beauty and Porepunkah.
Local Roads, Bridges and Drainage	Maintenance of all Council's roads, and bridges. Council has 685km of roads, 190 bridges and over 40 major culverts. Spending in this area also covers roadside vegetation and drainage.
Footpaths	Maintenance of Council footpaths. Also includes snow grooming services for Dinner Plain.
Open Spaces	Maintenance of all of Council's open space areas such as playgrounds, parks, street trees, roundabouts and public reserves.
Building Maintenance	Maintenance of all of Council's buildings. This includes operational buildings such as depots and libraries as well as community buildings such as halls and childcare centres.
Property Management	Management of public amenity facilities and property leases.
Operations	Administration and management of Myrtleford, Bright and Mount Beauty works depots and plant maintenance and operational expenses.
Recreation	Council supports the development and maintenance of recreation reserves across the Shire and also supports recreation clubs and committees.
Building Services	Statutory building services includes processing of building applications, emergency response responsibilities, fire safety inspections, audits of swimming pool barriers and investigations of complaints and illegal works.
Environmental Health	Registration and inspection of all food premises, wastewater applications, investigation of complaints in relation to noise, odours, dealing with infectious disease outbreaks and other health issues.
Local Laws	This area provides animal registrations, animal management, local law enforcement, and municipal fire prevention inspections.
Statutory Planning	Assessment of planning applications, the provision of advice to developers and property owners and representing Council at the Victorian Civil and Administrative Tribunal.
Strategic Planning	Prepares and reviews amendments to the Alpine Planning Scheme, structure plans, strategies, master plans, urban growth plans, frameworks and design guidelines.
Asset Development	Delivers the critical projects to renew and upgrade our community assets and to develop new assets. The area is in part subsidised by recurrent and non- recurrent grants.

Service Performance Indicators

The following statement provides the results of the prescribed service performance indicators and measures including explanation of material variations.

Service/indicator/measure	2020/21	2021/22	2022/23	2023/24	Comments
Animal Management					
Timeliness					
Time taken to action animal management requests <i>[Number of days between receipt and first response action for all animal management requests / Number of animal management requests]</i>	1.3	1.6	2.5	3.6	The total number of animal management jobs remained constant compared to the previous year. Of these, 62% received a first response action within the first 24 hours. A small proportion (9%) of jobs took longer than 10 calendar days for a first response action, which are responsible for the increase in time taken to respond compared to the previous year. Issues with software attributing the 'first response action' is a partial cause of this apparent increase in response times.
Service standard					
Animals reclaimed <i>[Number of animals reclaimed / Number of animals collected] x100</i>	34.7%	29.9%	48.8%	64.6%	Council collected a similar number of domestic animals in 2023/24 compared to the previous year. The community continue to use social media to assist in returning lost animals to their owners, meaning Council officers are generally called where these social media efforts are unsuccessful - which can impact on the number of animals returned to their owners. More animals returned to their owners provides a positive message for the community to ensure that their pets are registered and microchipped.
Animals rehomed <i>[Number of unclaimed collected animals rehomed / Number of unclaimed collected animals] x100</i>	61.1%	41.4%	33.8%	79.3%	While Council had a more successful year in returning registered animals to their owners, it also had a great success in rehoming the remaining animals that were collected. Commencing from 1 August 2023, the responsibility for rehoming pets reverted to Council, whereas previously animals were sent to the Wangaratta Animal Shelter. The advertising of pets available for adoption on Council's social media pages led to a large increase in the number of domestic animals finding their way to a new home.

Service/indicator/measure	2020/21	2021/22	2022/23	2023/24	Comments
Service cost					
Cost of animal management service per population <i>[Direct cost of the animal management service / Population]</i>	\$6.95	\$8.50	\$9.98	\$12.26	The increase in cost of animal management service is mostly driven by the cost of managing animals in Council's pound. Since 1 August 2023, the responsibility for rehoming pets reverted to Council, whereas previously animals were sent to the Wangaratta Animal Shelter. An increase in staff training has also increased costs in 2023/24.
Health and safety					
Animal management prosecutions <i>[Number of successful animal management prosecutions / Number of animal management prosecutions] x 100</i>	0.0%	0.0%	0.0%	0.0%	No animal management prosecutions were presented to court in 2023/24.
Food Safety					
Timeliness					
Time taken to action food complaints <i>[Number of days between receipt and first response action for all food complaints / Number of food complaints]</i>	4.3	3.0	3.7	2.5	Of the two food complaints received in 2023, both were received in the first half of the year and Council was reliant on contract Environmental Health services. Response times were improved from previous years. A new Environmental Health Coordinator commenced with Council in August 2023 and focused on improved food safety awareness to promote compliance with the Food Safety Standards and provided assistance and resources to support businesses impacted by significant events, such as flooding and power outages. Processes and procedures have been improved to accurately capture and follow up on complaints.
Service standard					
Food safety assessments <i>[Number of registered class 1 food premises and class 2 food premises that receive an annual food safety assessment in accordance with the Food Act 1984 / Number of registered class 1 food premises and class 2 food premises that require an annual food safety assessment in accordance with the Food Act 1984] x100</i>	78.6%	64.0%	78.3%	22.8%	A new Environmental Health Coordinator commenced with Council in August 2023 and was authorised under the <i>Food Act 1987</i> in October 2023, following a period of over 12 months of no permanent Environmental Health Officers with Council. Category 1 inspections were completed as a priority followed by a risk-based approach of Category 2, new food business applications, mandatory food sampling and ensuring Council is meeting its regulatory obligations under other Acts and Regulations.

Service/indicator/measure	2020/21	2021/22	2022/23	2023/24	Comments
Service cost					
Cost of food safety service <i>[Direct cost of the food safety service / Number of food premises registered or notified in accordance with the Food Act 1984]</i>	\$175.82	\$170.14	\$264.09	\$368.64	Cost of food safety service has increased compared to the previous year, as Council was able to recruit an Environmental Health Coordinator, commencing in August 2023. This follows a period where Council was reliant on short-term contractors to support the Environmental Health service, due to an inability to recruit Environmental Health staff. Costs remain lower than the Statewide average in 2022/23.
Health and safety					
Critical and major non-compliance outcome notifications <i>[Number of critical non-compliance outcome notifications and major non-compliance notifications about a food premises followed up / Number of critical non-compliance outcome notifications and major non-compliance notifications about a food premises] x100</i>	100%	100%	100%	0.0%	No critical or major non-compliance notifications were received in calendar year 2023. A new Environmental Health Coordinator commenced with Council August 2023 and focused on improved food safety awareness to promote compliance with the Food Safety Standards and provide assistance and resources to support businesses impacted by significant events, such as flooding and power outages. Processes and procedures have also been improved to accurately capture and follow up on complaints.
Food safety samples <i>[Number of food samples obtained / Required number of food samples] x 100</i>	New	New	New	100%	All mandatory food samples were obtained and submitted for analysis in the 2023 calendar year.
Roads					
Satisfaction of use					
Sealed local road requests <i>[Number of sealed local road requests / Kilometres of sealed local roads] x100</i>	53.7	100.3	127.7	83.1	Council received a smaller number of sealed local road requests than the past two years, likely due to a more regular pattern of rainfall across the year, with the exception of a wetter than average January.
Condition					
Sealed local roads maintained to condition standards <i>[Number of kilometres of sealed local roads below the renewal intervention level set by Council / Kilometres of sealed local roads] x100</i>	98.8%	98.8%	99.4%	99.6%	An external Road Auditor completed a full condition inspection on all Council-owned roads in 2023. The data received from the experienced auditors was used to determine the condition index of all Council-owned roads. This data is reviewed by Council staff each year to see if the road is retaining its condition and the results are fed back into the Asset Management System when inspected.

Service/indicator/measure	2020/21	2021/22	2022/23	2023/24	Comments
Service cost					
Cost of sealed local road reconstruction <i>[Direct cost of sealed local road reconstruction / Square metres of sealed local roads reconstructed]</i>	\$21.45	\$25.22	\$53.03	\$66.27	The general stabilisation rate increased by 40% compared to the previous year, and two other major projects influenced the average cost. An asphalt roundabout reconstruction and a road reconstruction that had significant ground water problems that had to be resolved to stabilise the subgrade, contributed to the increase in cost of sealed local road reconstruction.
Cost of sealed local road resealing <i>[Direct cost of sealed local road resealing / Square metres of sealed local roads resealed]</i>	\$6.66	\$12.81	\$6.87	\$6.26	Council continued with a more typical reseal program (rather than asphalt) in 2023/24, with similar rates achieved as the previous year.
Satisfaction					
Satisfaction with sealed local roads <i>[Community satisfaction rating out of 100 with how council has performed on the condition of sealed local roads]</i>	63.0	61.0	49.0	41.0	The reported decrease in satisfaction with Council's sealed local roads mirrors a decline in both Small Rural Council and Statewide averages compared to the previous years. Council changed from annual community surveying in 2022/23, to quarterly surveying in 2023/24, with the aim of reducing seasonal / single issue impacts on results. Council remains committed to the maintenance of sealed local roads in accordance with its Road Management Plan, and Asset Management Plan. It is noted that arterial roads between towns are not under the control of Council.
Statutory Planning					
Timeliness					
Time taken to decide planning applications <i>[The median number of days between receipt of a planning application and a decision on the application]</i>	68.0	114.0	145.0	178.0	Council has commissioned a new software system to assist in managing planning application processes, and the team continues to address the remaining data quality issues. Resourcing constraints have negatively impacted the time taken to decide planning applications.
Service standard					
Planning applications decided within required time frames <i>[(Number of regular planning application decisions made within 60 days) + (Number of VicSmart planning application decisions made within 10 days) / Number of planning application decisions made] x100</i>	62.3%	41.4%	19.4%	22.8%	Council has commissioned a new software system to assist in managing planning application processes, and the team continues to address data quality issues. Resourcing constraints have negatively impacted service standards..

Service/indicator/measure	2020/21	2021/22	2022/23	2023/24	Comments
Service cost					
Cost of statutory planning service <i>[Direct cost of the statutory planning service / Number of planning applications received]</i>	\$1,683	\$1,936	\$2,846	\$5,366	Council has been utilising contractor services in 2022/23 and 2023/24 to support the Statutory Planning service, contributing to the increase in costs to deliver the service. Council was successful in engaging permanent staff to the team during the year, which will see the cost per application reduce in future years.
Decision making					
Council planning decisions upheld at VCAT <i>[Number of VCAT decisions that did not set aside council's decision in relation to a planning application / Number of VCAT decisions in relation to planning applications] x100</i>	100.0%	66.7%	0.0%	50.0%	Two VCAT orders were issued during 2023/24, with one decision varied (permit varied), and one set aside (permit granted). For the purposes of this measure, only the decision varied (permit varied) is counted as being 'upheld'.

+ The Local Government (Planning and Reporting) Regulations 2020 require Council to report material variations between the current year results, and the preceding three years' results. Comments are included where necessary to aid the reader's understanding.

Strategic Indicators

Indicator	Result 2023/24
Council planning decisions upheld at VCAT	50% of Council planning decisions were upheld at VCAT. Refer to 'service performance indicators' for more details.
Planning applications decided within required timeframes - Target 70%	22.8% of all planning permit applications (standard and VicSmart) were decided within required timeframes. Refer to 'service performance indicators' for more details.
Time taken to decide planning applications - Target 60 days	Median processing days for standard planning permit applications was 178 days. Refer to 'service performance indicators' for more details.
Sealed local roads maintained to condition standards	99.6% of Council's sealed local roads are maintained at the condition standards. Refer to 'service performance indicators' for more details.
Community satisfaction with sealed local roads - Target 60	Index score of 41 Refer to 'service performance indicators' for more details.

Strategic Driver:

5. For strong and informed leadership

Performance against the Council Plan

The following is a statement of progress in relation to the services and initiatives identified in the 2023/24 Budget which contribute to the Council Plan 2021-2025:

2023/24 Actions	Progress to 30 June 2024
Strategic Objective: 5.1 Effective communication and engagement	
Improve community engagement participation and access, including launching an online engagement portal	This year saw the launch of the Engage Alpine online engagement platform. Launched in mid-October 2023, Engage attracted 860 members by 30 June 2024. Hosting a broad range of engagement projects and information hubs, Engage has helped Council better connect with those in the community who prefer digital connection and being able to access information online in their own time. While digital platforms will not replace face-to-face and traditional engagement and communication methods, Engage adds another layer to Council's ability to connect with and learn from the community.
Use deliberative engagement methods to engage on specific important projects and initiatives	Deliberative engagement was used to provide feedback on the draft Land Development Strategy. Other engagement was heavily focused on a combination of online and in-person across a range of important topics, including the Budget, Short Stay Rental Accommodation Local Law and a range of draft policies.
Implementation of online Customer Service and engagement application	There were 597 My Alpine users at 30 June 2024. My Alpine is Council's online platform that enables the community to communicate directly with Council, including booking facilities, making requests and submissions, reporting problems, registering swimming pools and spas, and requesting kerbside bin collection services.
Development of program of work for Enterprise Data Architecture.	Officers began drafting an Information and Communication Technology (ICT) Strategy to consider the recommendations from the Enterprise Data Architecture (EDA) report. An approved strategy will provide clear actions and timelines for EDA implementation.
Strategic Objective: 5.2 A responsible, transparent and responsive organisation	
Maintain transparent decision making	Council continues to consider a small number of recommendations at Council meetings closed to the public (3.5%). Council meetings are livestreamed when held in Bright Council Chambers, and recordings made available on its website. Engagement methods included online and in-person during the year, ensuring that the community had input into important topics before being presented to Council for a decision. The online customer portal for planning permits became operational in April 2024.
Refresh Risk Policy, Framework and Register	The Risk Management Policy was updated in July 2022, and is due for review in July 2026. An update of the Risk Management Framework has been delayed, due to a staffing vacancy. The Framework and Register will be a priority in the 2024/25 year.
Long Term Financial Plan	The 2024/25 Budget was prepared along with an updated Long Term Financial Plan (LTFFP) to plan for financial sustainability. A refresh of the Financial Plan required by section 91 of the <i>Local Government Act 2020</i> will be prepared following the 2024 Council Elections using a deliberative engagement process.

2023/24 Actions	Progress to 30 June 2024
Gender Equality Action Plan implementation	<p>Council hosted a visit from Gender Equality Commissioner, Dr Niki Vincent in May 2024. Gender Impact Assessment Training was also held the same month for all leaders and specialists involved in developing or reviewing policies, programs and project for our communities.</p> <p>Gender Equality was included when refreshing workplace policies and procedures, and the development of the Alpine Shire Council Enterprise Agreement 2023. Job advertisements promote Council as a gender equitable and inclusive organisation.</p> <p>The organisation delivered events for 16 Days of Activism against Gender Based Violence for staff.</p>
Explore alternative income stream opportunities	This program of work has started and will continue through 2024/25. The program aims to ensure that Council is collecting all revenue available to it as a Local Government body, and then investigate additional revenue streams.
Implement Workforce Plan	Commencing in 2023 and progressing into 2024, a new Enterprise Agreement was negotiated. Staff voted resoundingly in favour of the new agreement in March 2024 and it was approved by the Fair Work Commission in April 2024. The changes captured in the new Enterprise Agreement contribute towards maintaining an attractive employee value proposition.
Strategic Objective: 5.3 Bold leadership, strong partnerships and effective advocacy	
Participate in regional partnerships and groups	Throughout the year, Council and the Executive Team continued to participate actively in the Hume Region Local Government Network, the Ovens Murray Regional Partnership, and through the Municipal Association of Victoria and Regional Councils Victoria.
Continue strong working relationships with Alpine resorts and regional tourism bodies	Through a successful partnership with Alpine Resorts Victoria / Hotham Resort Management, a winter bus service was successfully delivered between Mount Hotham and Dinner Plain Village. Council officers successfully renegotiated the delivery of the Dinner Plain Winter Bus Service by Alpine Resorts Victoria / Hotham Resort Management for the 2024 winter season. Council continues to be represented on the Board of Tourism North East with the CEO as delegated representative.
Engage with State and Federal Governments	Throughout the year, Council and the Executive Team continued to engage with State and Federal Governments to build on a strong relationship and to advocate on behalf of the community, particularly in relation to external grant funding opportunities. A number of grant applications were submitted to the Victorian government during 2024 seeking funding to support delivery of significant infrastructure projects.
Develop Advocacy Plan	A workshop was completed with Councillors to establish a shared understanding of Council's advocacy role and to identify Council's current advocacy priorities. This work will feed into the early drafting of the next Council Plan prior to engagement with the community and the new Council post-election.

Services provided to the community

Service area	Description of services provided
Corporate	Support function to enable Council to deliver services in an efficient, effective and safe manner. This includes financial control, revenue collection, information technology, governance, and risk management.
Councillors and Executive	This area includes all remuneration for the Executive and Councillors.

Service Performance Indicators

The following statement provides the results of the prescribed service performance indicators and measures including explanation of material variations.

Service/indicator/measure	2020/21	2021/22	2022/23	2023/24	Comments*
Governance					
Transparency					
Council decisions made at meetings closed to the public <i>[Number of Council resolutions made at meetings of Council, or at meetings of a delegated committee consisting only of Councillors, closed to the public / Number of Council resolutions made at meetings of Council or at meetings of a delegated committee consisting only of Councillors] x100</i>	0.5%	1.6%	2.1%	3.5%	Council makes very few decisions in closed Council meetings, with a strong preference for transparent decision making in an open Council meeting. Council made slightly more confidential resolutions in 2023/24 than it did the previous year, which was balanced by slightly more total resolutions than the previous year. While the overall result has increased, it is still significantly lower than the State-wide average of 9% in 2022/23.
Consultation and engagement					
Satisfaction with community consultation and engagement <i>[Community satisfaction rating out of 100 with how Council has performed on community consultation and engagement]</i>	57.0	55.0	50.0	46.0	The reported decrease in satisfaction with Council's community consultation and engagement mirrors a decline in both Small Rural Council and Statewide averages compared to the previous years. Council changed from annual community surveying in 2022/23, to quarterly surveying in 2023/24, with the aim of reducing seasonal / single issue impacts on results. Council introduced an online engagement platform in October 2023, attracting 860 members by 30 June 2024. This digital platform helps to support the face-to-face and traditional engagement and communication methods that Council utilises.
Attendance					
Councillor attendance at council meetings <i>[The sum of the number of Councillors who attended each Council meeting / (Number of Council meetings) × (Number of Councillors elected at the last Council general election)] x100</i>	96.2%	96.4%	91.8%	90.9%	Council's Governance Rules were updated in September 2022 to allow Council meetings to operate in-person, by electronic means, or a hybrid of in-person and electronic attendance. While there was a slight decrease in attendance during 2023/24, the ability to attend by electronic means assisted several Councillors to attend meetings where they may otherwise have been an apology.

Service/indicator/measure	2020/21	2021/22	2022/23	2023/24	Comments ⁺
Service cost					
Cost of elected representation <i>[Direct cost of the governance service / Number of Councillors elected at the last Council general election]</i>	\$28,617	\$36,342	\$40,179	\$40,328	Cost of governance increased slightly due to scheduled increases in Mayor, Deputy Mayor, and Councillor allowances set by the Victorian Independent Remuneration Tribunal. These increases were offset by savings in relation to Councillor travel, and the CEO employment and remuneration committee.
Satisfaction					
Satisfaction with council decisions <i>[Community satisfaction rating out of 100 with how council has performed in making decisions in the interest of the community]</i>	56.0	56.0	51.0	45.0	The reported decrease in satisfaction with Council's decisions mirrors a decline in both Small Rural Council and Statewide averages compared to the previous years. Council changed from annual community surveying in 2022/23, to quarterly surveying in 2023/24, with the aim of reducing seasonal / single issue impacts on results. Council will continue to engage with the community in the coming year, to ensure that the community is involved as much as possible in decision making.

⁺ The Local Government (Planning and Reporting) Regulations 2020 require Council to report material variations between the current year results, and the preceding three years' results. Comments are included where necessary to aid the reader's understanding.

Strategic Indicators

Indicator	Commentary 2023/24
Community satisfaction with Council's community consultation and engagement performance - Target 60	Index score of 46. Refer to 'service performance indicators' for more details.
Council decisions made at meetings closed to the public	3.5% at end of financial year. Refer to 'service performance indicators' for more details.
Councillor attendance at Council meetings	90.9% at end of financial year. Refer to 'service performance indicators' for more details.
Satisfaction with Council decisions	Index score of 45. Refer to 'service performance indicators' for more details.
Community satisfaction with Council's overall performance - Target 70	Index score 50, down from the previous year (52), and less than Small Rural (53) and State-wide (54) averages. As per commentary for other Community Satisfaction Survey measures, the reported decrease in satisfaction with Council's overall performance mirrors a decline in both Small Rural Council and Statewide averages compared to the previous years. Council changed from annual community surveying in 2022/23, to quarterly surveying in 2023/24, with the aim of reducing seasonal / single issue impacts on results.
Working capital (current assets as percentage of current liabilities)	269.2%. The ratio of current assets compared to current liabilities is affected by a reduction in current liabilities across unearned revenue and employee provisions. The decrease in future year forecasts shows Council reducing its cash position as it delivers projects. Refer to 'financial performance indicators' in the Performance Statement on page 128 for more details.

Governance report

Council report

Council's role

Council's role, functions and powers are governed by the *Local Government Act 2020* (LGA 2020), with several provisions remaining in the *Local Government Act 1989* (LGA 1989) as at 30 June 2024. Both Acts set out the legislative framework under which all councils in Victoria must operate.

Councillors

The Alpine Shire Council comprises seven elected members in an un-subdivided Shire. Council elections occurred on 24 October 2020, appointing Councillors for a four-year term. Following the resignation of a Councillor in December 2021, the Victorian Electoral Commission conducted a countback on 20 January 2022, where one new Councillor was deemed elected.

On 28 November 2023, Council resolved to appoint both the Mayor and Deputy Mayor to a one-year term, and to appoint the Deputy Mayor as Acting Mayor in accordance with section 21 of the LGA 2020. Councillor John Forsyth was elected as Council's Mayor, with Cr Simon Kelley elected as Deputy Mayor.

Councillor Code of Conduct

The Councillor Code of Conduct was adopted on 23 February 2021 and includes the standards of conduct expected to be observed by Councillors in the course of performing their duties and functions as councillors, including prohibiting discrimination, harassment, and vilification.

Council decision making

Decisions made by Council are made in one of two ways:

- At ordinary and special meetings of Council by resolution; or
- Under delegated authority by Council officers.

A 'decision of Council' (resolution) can only be made in the formal setting of an ordinary or special Council meeting. Decisions are made by majority voting. As individuals, neither the Mayor nor Councillors have the authority to act or make decisions on behalf of Council or its staff.

The majority of decisions, particularly those of an operational nature, are made under delegated authority from Council, either directly to officers or through the CEO. See 'delegated authority' on page 52 for more details.

Council meetings

During 2023/24, Council conducted 12 Ordinary Council meetings and one Special Council meeting.

The ordinary and special Council meetings are typically held in Bright, with one meeting held in Mount Beauty and one in Myrtleford through the year. Council updated its Governance Rules in September 2022 to allow for Council meetings to be attended by in-person or electronic means, or a combination of both. This provides additional flexibility for Councillors in attending the meeting where they otherwise would be an apology for an in-person meeting. All Council meetings held in Bright Council Chambers or online were livestreamed, while those held in Mount Beauty and Myrtleford were recorded and uploaded to Council's website the following day.

Council meeting agendas, attachments, minutes, and recordings of meetings are available on Council's website.

Councillor briefing sessions are held to give Councillors the opportunity to meet with management to keep up to date with issues as they arise. No formal decisions of Council may be made at these meetings. Each is considered an 'Informal meeting of Councillors' and reported at Council meetings.

Table 5: Council meeting attendance 2023/24

	Ordinary Council	Special Council
Cr Forsyth	11	1
Cr Nicholas	11	1
Cr Hughes	11	1
Cr Janas	12	1
Cr Keeble	11	0
Cr Kelley	11	0
Cr Prime	11	0
Total meetings	12	1

Councillor committees

Councillors were appointed to individual committees on 28 November 2023.

Councillor delegates were appointed on the following groups and committees (non-executive):

Committee	Delegate
Municipal Association of Victoria	Cr Forsyth Cr Kelley
Hume Region Local Government Network	Cr Forsyth
Rural Councils Victoria (RCV)	Cr Nicholas Cr Keeble
Alpine Shire Council – Audit and Risk Committee	Cr Forsyth Cr Janas
Alpine Shire Council – Finance Committee	Cr Forsyth Cr Keeble
Alpine Children's Services Inc.	Cr Hughes
Alpine Resilience Partnership (formerly known as Alpine Resilience Committee)	Cr Kelley Cr Janas
Goulburn Murray Climate Alliance	Cr Nicholas
L2P Program	Cr Hughes

Councillor allowances

Victorian Independent Remuneration Tribunal

On 7 March 2022 the Victorian Independent Remuneration Tribunal made its first Determination setting allowances payable to Mayors, Deputy Mayors, and Councillors. The Determination applied to all Victorian councils, and took effect retrospectively from 18 December 2021.

The Determination sets a single base allowance for each Category of Council which is inclusive of a superannuation guarantee payment. Councils are required to pay the set allowance amounts, with no ability to vary this at a Council level. However, individual Councillors can elect to receive the entire allowance, a specified part, or none of the allowance.

On 1 July 2023, the VIR Tribunal made an annual adjustment determination, reflecting a 2% increase to the base values of allowances payable to Mayors, Deputy Mayors, and Councillors. A further 2% increase was added to the scheduled adjustment payable from 18 December 2023.

Alpine Shire Council allowances applicable for the 2023/24 year are presented on this page, noting that allowances were paid pro-rata for the part of the year where the allowance applied.

Councillor allowance:

1 July 2023 – 17 December 2023:

\$ 25,650 per annum

18 December 2023 – 30 June 2024:

\$ 26,368 per annum

Deputy Mayor allowance:

1 July 2023 – 17 December 2023:

\$ 39,746 per annum

18 December 2023 – 30 June 2024:

\$ 40,819 per annum

Mayor allowance:

1 July 2023 – 17 December 2023:

\$ 79,492 per annum

18 December 2023 – 30 June 2024:

\$ 81,641 per annum

Table 6: Councillor allowances paid 2023/24

	Total allowance paid (\$)
Cr Forsyth ^o	80,647
Cr Hughes	26,036
Cr Janas	26,036
Cr Keeble ⁺	31,831
Cr Kelley [*]	34,528
Cr Nicholas	26,036
Cr Prime	26,036
Total	251,150

^o Cr Forsyth was Mayor 1 July 2023 – 30 June 2024.

⁺ Cr Keeble was Deputy Mayor 1 July 2023 – 28 November 2023.

^{*} Cr Kelley was Deputy Mayor 28 November 2023 – 30 June 2024.

Allowances are paid in advance, so 2023/24 allowances presented in Table 5 are adjusted for fall of accrual.

Councillor expenses

The Councillor Expenses policy sets out the electronic equipment that will be provided to Councillors, as well as the types of approved expenses that will be reimbursed under the policy. Expenses can only be reimbursed if the expense was incurred while performing duties as a Councillor or committee member and fulfils the requirements as described in the policy.

During 2023/24, a fully maintained vehicle was available for use by the Mayor, and Councillors were able to utilise fleet vehicles to attend to council business in accordance with the policy.

In accordance with regulation 10(g) of the *Local Government (Planning and Reporting) Regulations 2020*, table 7 presents the expense declarations incurred by Council on behalf of each Councillor:

Table 7: Councillor & committee member expenses 2023/24**

	Travel ¹	Professional Development ²	Performance of the Role ³	Total
	\$	\$	\$	\$
Cr Forsyth ^o	12,098	695	1,020	13,813
Cr Hughes			1,020	1,020
Cr Janas	655	974	1,020	2,649
Cr Keeble ⁺		695	1,020	1,715
Cr Kelley [*]	281		480	761
Cr Nicholas [^]	701		1,440	2,141
Cr Prime			3,600	3,600
Total	13,735	2,364	9,600	25,699

¹ Travel expenses include vehicle usage (costed at the ATO rate of \$0.85/km), and other minor expenses associated with travel including meals not associated with conferences.

² Professional Development expenses include attendance at conferences, workshops, and other learning opportunities.

³ Expenses to support the performance of the role include Information and Communication Technology (ICT) allowances, and childcare expenses.

^o Cr Forsyth was Mayor 1 July 2023 – 30 June 2024.

⁺ Cr Keeble was Deputy Mayor 1 July 2023 – 28 November 2023;

^{*} Cr Kelley was Deputy Mayor 28 November 2023 – 30 June 2024.

Delegated authority

The *Local Government Act 1989* (LGA 1989), *Local Government Act 2020* (LGA 2020) and numerous other pieces of legislation confer specific powers, duties, and functions on a council.

An Instrument of Delegation under section 11 of the LGA 2020 provides the CEO with the necessary authority to perform the duties of the position. Council delegates powers, duties, and functions to staff, and appoints authorised officers under various Acts. The CEO can further sub-delegate powers, duties, and functions to staff.

Following the commencement of the LGA 2020, delegations from Council to the CEO and staff were updated on 5 October 2021, in accordance with legislative timeframes. Additional updates were conducted during the year – refer to “Delegations” in the Governance and Management Framework on page 54 for further details.

Policies

Decision making must be made in accordance with legislative frameworks and the policies and procedures that Council adopts. Policies reviewed or adopted by Council during 2023/24 include:

- Asset Management Policy (version 3)
- Borrowing Policy (version 1)
- Child Safe Policy (version 2)
- Community Engagement Policy (version 2)
- Councillor Interaction with Staff Policy (version 1)
- Fair Access Policy (version 1)
- Health and Safety Policy (version 6)

Audit and Risk Committee

Council’s Audit and Risk Committee, established under section 53(1) of the *Local Government Act 2020*, is part of Council’s good governance and accountability obligations to the community by providing oversight, advice and guidance on Council’s frameworks, systems and controls relating to:

- legislative and good governance compliance;
- financial and performance reporting;
- risk management; and
- audit.

The specific functions and responsibilities of the Committee are detailed in its Charter as adopted by Council under section 54(1) of the Act.

Committee Membership

Councillor Representatives	
Cr Forsyth	appointed November 2022
Cr Kelley	appointed November 2022 ended November 2023
Cr Janas	appointed November 2023
Independent Representatives	
Gerard Moore	appointed August 2020 reappointed May 2021 reappointed May 2024
Craig Covich	appointed August 2020 reappointed September 2022
Jason Young	appointed May 2021 reappointed May 2024
Julie Guest	appointed July 2021 reappointed June 2023

Key areas of focus for the Audit and Risk Committee during the year were:

- Annual financial and performance reports;
- Quarterly reports: budget; performance; health and safety; finance controls audits; asset management documentation; and capital reporting;
- Review of policies including the development of the Borrowing Policy;
- Governance of Council's ICT and Cyber response;
- Key risks: capital works; climate change and action plan; cyber security; and playground maintenance;
- Considered Council's response and compliance with findings by VAGO, Ombudsman, Minister for Local Government and Local Government Inspectorate reports.

Risk Management

Council is committed to reducing its exposure to financial, strategic, and operational risk. As part of this commitment, Council:

- Maintained its ongoing financial controls audits including credit cards, float balances and purchasing;

- Continued implementation of the health and safety management system;
- Adopted its updated Risk Management Policy and Governance and Risk Framework, which clearly articulates its risk appetite and an updated risk matrix. These documents assist Council with the integration of governance, risk management and compliance into Council's corporate planning, operational management, and reporting processes.

Insurable risk

Council has an insurance program in place to cover its insurable risk which is reviewed annually to ensure adequate insurance coverage. Council procures its professional indemnity and public liability insurance through the MAV Liability Mutual Insurance scheme.

Community Asset Committees

Section 65 of the LGA 2020 provides for Council to establish Community Asset Committees (CACs) to manage community assets such as halls and recreation reserves.

Council formally established a CAC for the Bright Senior Citizens' Centre in 2020.

Council amended the membership of the Bright Senior Citizens' Centre CAC in November 2022 to better reflect the community needs for the management of the centre with a new Instrument of Delegation approved by the CEO.

The Mount Beauty Recreation Reserve and Mount Beauty Senior Citizens' Centre are currently under review with an Instrument of Delegation due in late 2024.

Organisational committees

Audit and Risk Committee - see previous page.

Finance Committee - provides oversight of Council's financial performance and management. Quarterly reports against Council's budget are also presented to Council meetings as required by s97 of the *Local Government Act 2020*.

Governance and Management Checklist

Governance and Management Items	Assessment	
Community engagement policy (policy under section 55 of the Act outlining Council's commitment to engaging with the community on matters of public interest)	Adopted in accordance with section 55 of the LGA 2020 Date of adoption 25/06/2024	<input checked="" type="checkbox"/>
Community engagement guidelines (guidelines to assist staff to determine when and how to engage with the community)	Guidelines Date of commencement of current guidelines: 25/06/2024 High level guidelines are contained in Council's Community Engagement Policy, including specifying when Council will engage and won't engage with the community. The policy also includes specifications for an engagement plan. Additional detailed guidance will be developed as required.	<input checked="" type="checkbox"/>
Financial Plan (plan under section 91 of the Act outlining the financial and non-financial resources required for at least the next 10 financial years)	Adopted in accordance with section 91 of the LGA 2020 Date of adoption: 5/10/2021 Council also keeps a Long Term Financial Plan updated regularly as part of annual budget preparations.	<input checked="" type="checkbox"/>
Asset Plan (plan under section 92 of the Act setting out the asset maintenance and renewal needs for key infrastructure asset classes for at least the next 10 years)	Adopted in accordance with section 92 of the LGA 2020 Date of adoption: 7/06/2022	<input checked="" type="checkbox"/>
Revenue and Rating Plan (plan under section 93 of the Act setting out the rating structure of Council to levy rates and charges)	Adopted in accordance with section 93 of the LGA 2020 Date of adoption: 15/06/2021	<input checked="" type="checkbox"/>
Annual budget (plan under section 94 of the Act setting out the services to be provided and initiatives to be undertaken during the budget year and the funding and other resources required)	Adopted in accordance with section 94 of the LGA 2020 Date of adoption: 25/06/2024	<input checked="" type="checkbox"/>
Risk policy (policy outlining Council's commitment and approach to minimising the risks to Council's operations)	Policy Date of commencement of current policy: 5/07/2022	<input checked="" type="checkbox"/>
Fraud policy (policy outlining Council's commitment and approach to minimising the risk of fraud)	Policy Date of commencement of current policy: 30/07/2024	<input checked="" type="checkbox"/>

Governance and Management Items	Assessment
<p>Municipal emergency management planning (participation in meetings of the Municipal Emergency Management Planning Committee)</p>	<p>Municipal Emergency Management Planning Committee (MEMPC) meetings attended by one or more representatives of Council (other than the chairperson of the MEMPC) during the financial year</p> <p>Dates of MEMPC meetings attended:</p> <p>Council officers act as the chair of the Municipal Emergency Management Planning Committee (MEMPC), with other Council officers also in attendance. Meetings held during 2023/24 were:</p> <ul style="list-style-type: none"> - 09/08/2023 - 22/11/2023 - 10/04/2024 - 08/05/2024
<p>Procurement Policy (policy under section 108 of the Act outlining the principles, processes and procedures that will apply to the purchase of goods and services by the Council)</p>	<p>Adopted in accordance with section 108 of the LGA 2020</p> <p>Date of adoption:</p> <p>27/06/2023</p>
<p>Business continuity plan (plan setting out the actions that will be undertaken to ensure that key services continue to operate in the event of a disaster)</p>	<p>Plan</p> <p>Date of commencement of current plan:</p> <p>11/12/2009</p> <p>A review of the Business Continuity Plan was undertaken during 2019/20, but did not reach completion for approval. This will be revisited in 2025/26 subject to budget approval.</p>
<p>Disaster recovery plan (plan setting out the actions that will be undertaken to recover and restore business capability in the event of a disaster)</p>	<p>Plan</p> <p>Date of commencement of current plan:</p> <p>16/09/2019</p> <p>The Disaster Recovery Plan was updated in 2019, and reviewed in 2023/24. The majority of the document will remain the same, with some technical instructions requiring an update in 2024/25.</p>
<p>Complaint policy (policy under section 107 of the Act outlining Council's commitment and approach to managing complaints)</p>	<p>Developed in accordance with section 107 of the LGA 2020</p> <p>Date of commencement of current policy:</p> <p>9/11/2021</p>
<p>Workforce plan (plan under section 46 of the Act outlining Council's commitment and approach to planning for current and future workforce requirements)</p>	<p>Developed in accordance with section 46 of the LGA 2020</p> <p>Date of commencement of current plan:</p> <p>24/12/2021</p>
<p>Payment of rates and charges hardship policy (policy outlining Council's commitment and approach to assisting ratepayers who are experiencing financial hardship or difficulty paying their rates)</p>	<p>Policy</p> <p>Date of commencement of current policy:</p> <p>26/07/2023</p>
<p>Risk management framework (framework outlining Council's approach to managing risks to the Council's operations)</p>	<p>Framework</p> <p>Date of commencement of current framework:</p> <p>5/07/2022</p>

Governance and Management Items	Assessment
Audit and Risk Committee (see sections 53 and 54 of the Act)	Established in accordance with section 53 of the LGA 2020 <input checked="" type="checkbox"/> Date of establishment: 25/08/2020
Internal audit (independent accounting professionals engaged by the Council to provide analyses and recommendations aimed at improving Council's governance, risk and management controls)	Engaged <input checked="" type="checkbox"/> Date of engagement of current provider: Council currently sources individual quotations to conduct internal audits, however with the endorsement of both Council and Council's Audit and Risk Committee, will be undertaking procurement to engage independent internal auditors in 2024/25. Council conducted one internal audit (engaged in September 2023) for Community Grant and Event Funding Programs Review. Outcomes of audits are monitored through Council's Audit and Risk Committee.
Performance reporting framework (a set of indicators measuring financial and non-financial performance, including the performance indicators referred to in section 98 of the Act)	Framework <input checked="" type="checkbox"/> Date of adoption of current framework: 24/10/2020
Council Plan report (report reviewing the performance of the Council against the Council Plan, including the results in relation to the strategic indicators, for the first 6 months of the financial year)	Report <input checked="" type="checkbox"/> Date of report: Quarterly Council Plan Performance reports were presented at the following Council meetings: Q4: 31/10/2023 (as part of annual report); Q1: not presented; Q2: 27/02/2024; Q3: 28/05/2024.
Quarterly budget reports (quarterly reports to the Council under section 97 of the Act, comparing actual and budgeted results and an explanation of any material variations)	Reports presented to the Council in accordance with section 97(1) of the LGA 2020 <input checked="" type="checkbox"/> Dates reports presented: Quarterly budget reports were presented at the following Council meetings: Q4: 26/09/2023 (in-principle financial statements for annual report); and 31/10/2023 (as part of annual report); Q1: 19/12/2023; Q2: 27/02/2024; Q3: 17/05/2024 to Audit and Risk Committee, minutes received and noted by Council on 25/06/2024.

Governance and Management Items	Assessment
<p>Risk reports (6-monthly reports of strategic risks to Council's operations, their likelihood and consequences of occurring and risk minimisation strategies)</p>	<p>Reports <input checked="" type="checkbox"/></p> <p>Dates of reports:</p> <p>Strategic risks are reported to Council through its Audit and Risk Committee. Audit and Risk Committee meetings were held on the following dates:</p> <ul style="list-style-type: none"> - 21/07/2023 - 15/09/2023 - 24/11/2023 - 16/02/2024 - 17/05/2024
<p>Performance reports (6-monthly reports of indicators measuring financial and non-financial performance, including the performance indicators referred to in section 98 of the Act)</p>	<p>Reports <input checked="" type="checkbox"/></p> <p>Dates of reports:</p> <p>Quarterly progress reports against the non-financial service performance indicators included in the Council Plan were presented at the following Council meetings:</p> <p>Q4: 31/10/2023 (as part of annual report); Q1: not presented; Q2: 27/02/2024; Q3: 28/05/2024.</p> <p>All other non-financial and financial performance indicators are reported at end of financial year.</p>
<p>Annual report (annual report under sections 98 and 99 of the Act containing a report of operations and audited financial and performance statements)</p>	<p>Presented at a meeting of the Council in accordance with section 100 of the LGA 2020 <input checked="" type="checkbox"/></p> <p>Date of presentation: 31/10/2023</p>
<p>Councillor Code of Conduct (Code under section 139 of the Act setting out the standards of conduct to be followed by Councillors and other matters)</p>	<p>Reviewed and adopted in accordance with section 139 of the LGA 2020 <input checked="" type="checkbox"/></p> <p>Date reviewed and adopted: 23/02/2021</p>

Governance and Management Items	Assessment
<p>Delegations (documents setting out the powers, duties and functions of Council and the Chief Executive Officer that have been delegated to members of staff, in accordance with sections 11 and 47 of the Act)</p>	<p>Reviewed in accordance with section 11(7) of the Act and a register kept in accordance with sections 11(8) and 47(7) of the LGA 2020 <input checked="" type="checkbox"/></p> <p>Date of review under section 11(7):</p> <p>Delegations were reviewed in October 2021, as required by s11(7) of the Local Government Act 2020. Council regularly reviews delegations throughout the year, with formal reviews adopted by Council on:</p> <ul style="list-style-type: none"> - 07/06/2022 - 02/08/2022 - 13/12/2022 - 26/04/2023 - 26/03/2024 <p>The CEO also delegates their powers, duties, and functions directly to staff. Reviews were undertaken in June 2022, December 2022, April 2023, and March 2024.</p>
<p>Meeting procedures (Governance Rules under section 60 of the Act governing the conduct of meetings of Council and delegated committees)</p>	<p>Governance Rules adopted in accordance with section 60 of the LGA 2020 <input checked="" type="checkbox"/></p> <p>Date Governance Rules adopted:</p> <p>6/09/2022</p>

I certify that this information presents fairly the status of Council's governance and management arrangements.



Will Jeremy
Chief Executive Officer
Date: 14 October 2024



Cr John Forsyth
Mayor
Date: 14 October 2024

Statutory Information Report

Documents Available for Public Inspection

In accordance with regulation 10(k) of the *Local Government (Planning and Reporting) Regulations 2020* a summary of information that is publicly available for the purposes of Council's Public Transparency Policy adopted under section 57 of the Act is found below.

Council will as a minimum publish the following information for access by the public, except where the information is confidential in accordance with legislation:

- Plans, strategies, reports, policies, and documents required by the *Local Government Act 2020*;
- Plans, strategies, and policies otherwise adopted by Council;
- Local Laws;
- Council meeting agendas, minutes, and meeting recordings;
- Terms of reference or charters for Council committees;
- Application processes for approvals, permits, grants, and access to services.

Council will as a minimum make the following information available to the public upon request, except where confidential in accordance with legislation:

- Plans, strategies, reports, and documents required by any Act or which have been adopted by Council;
- Project and service plans which have been adopted by Council;
- Guidelines, manuals, policies and procedures;
- Technical reports and / or research used to inform decision making;
- Registers required by LGA 2020 or any other legislation;
- Newsletters, handbooks and promotional materials;
- Building approval registers as required by the *Building Act 1993*;
- Planning permit registers and documentation as required by the *Planning and Environment Act 1987*.

Council may require that a formal Freedom of Information request is submitted where the information requested is not listed above.

Information published for access by the public can be found on Council's website. Additional information made available upon request can be inspected by appointment at Council's Bright Office located at 2 Churchill Avenue, Bright.

Information privacy

The primary legislative obligations applying to Council's treatment of personal and health information are contained in the Victorian Government's *Privacy and Data Protection Act 2014* and the *Health Records Act 2001*.

The legislation prescribes a number of Information Privacy Principles that the Council is required to comply with to promote and ensure the fair and responsible collection and handling of personal and health information.

Council will continue to comply with the privacy principles contained in the Act, and its Information Privacy Policy.

More privacy information can be obtained from Council's website: www.alpineshire.vic.gov.au.

Freedom of Information

Freedom of Information (FoI) legislation ensures public accountability at all levels of government in Australia.

The *Freedom of Information Act 1982 [Vic]* gives the public a legal right to see certain council documents created after 1 January 1989 and also any personal documents relating to individuals (regardless of how long they have been held).

How do I make a request?

An application under the *Freedom of Information Act 1982* can be made by forwarding the following:

- The request must be made in writing, providing sufficient information to enable the documents to be identified, and where possible, include the approximate date range of the documents requested.
- Applications must be accompanied with the prescribed fee.

Forward your request to:

Freedom of Information officer
Alpine Shire Council
PO Box 139
BRIGHT 3741

Council will respond to your request within the legislated period. Search and access charges allowable under the Act may apply to your request.

For further information, contact Council's Freedom of Information officer on 03 5755 0555 or email foi@alpineshire.vic.gov.au.

Contracts

In accordance with the *Local Government (Planning and Reporting) Regulations 2020*, Council is required to report:

(i) a list of contracts entered into by Council valued above the contract value at which the Council must invite a tender or seek an expression of interest under its Procurement Policy;

Council adopted version 10.0 of its Procurement Policy on 27 June 2023. Under this policy, the value above which procurement required an Invitation to Tender process was increased to \$200,000 (excluding GST). The CEO's financial delegation was increased to \$200,000 (excluding GST) to match this threshold, with any contracts valued greater than the CEO's financial delegation required to be awarded at a Council meeting.

Refer to Table 8 for July 2023 – June 2024 on page 61 for a full list of contracts presented to a Council meeting during 2023/24, where the total value of the contract was >\$200,000 (excl GST).

(ii) a list of contracts entered into by Council valued above the contract value at which the Council must engage a competitive process under its Procurement Policy but for which the Council did not invite a tender or seek an expression of interest and which did not meet the conditions for the Council to purchase goods or services without inviting a public tender or seeking an expression of interest.

At the Ordinary Council Meeting In February 2024, Council presented a report regarding the January 2024 storm event, with the following recommendations:

That Council:

1. *Notes that expenditure of \$167,227 (GST Exclusive) has been committed to date for contracted services related to the January storm event;*
2. *Notes the contracts which have been awarded under an exemption to Council's Procurement Policy 'because of genuine emergency or disaster';*
3. *Approves total unbudgeted expenditure related to works resulting from the storm event up to \$250,000 (GST Exclusive), being the revised estimate of the total cost impact of reinstatement works; and*
4. *Notes that Council officers will seek to recoup funds to the greatest extent possible from all available means.*

Table 8: Contracts awarded at Council meetings valued >\$200,000 (excl GST) during 2023/24

Project	Contract Name	Supplier	Value (excl GST) \$
Children's Centre	Lead Design Consultant – Mountain View Children's Centre Redevelopment (variation of contract)	Spaces Pty Ltd	\$ 64,427
Corporate	Provision of Fuel Card Services (extension of contract)	Viva Energy Australia and Caltex Australia Petroleum	\$ 250,000
	Security Patrol Services	SSX Group	\$ 255,000
Dinner Plain	Dinner Plain Bus Service operating costs	Mount Hotham Alpine Resort	\$ 170,000
	Dinner Plain Snowmaking - Water and Electrical Supply	ABC Civil Group	\$ 854,097
	Drilling and Installation of Pilot Holes and Production Water Bore at Dinner Plain	KH Adams & Sons Pty Ltd	\$ 248,675
	The Supply and Commissioning of a Snowmaking Factory and Snow Guns	TechnoAlpin	\$ 922,735
Land	Purchase of 1,168m2 of land comprising part of 244-252 Kiewa Valley Highway, Tawonga South		\$ 392,682
Public Amenities	Public Bins and Amenities Cleaning Services	SSX Group	\$ 796,000
Roads and Footpaths	Concrete Footpath Construction - Myrtleford and Porepunkah	KR Hoysted Construction & Landscapes	\$ 156,555
	Gravel Road Reconstruction and Re-sheeting 2023-24	Richardson Earthworks and Maintenance	\$ 494,800
	Nimmo Pedestrian and Cyclist Bridge - Design and Construction	North East Civil Construction Pty Ltd	\$ 540,850
	Rail Trail Widening Drainage Works	Twin City Civil	\$ 247,137
	Rail Trail Widening Reconstruction Works	Stadelmann Enterprises	\$ 571,703
	Resealing 2023/24	GW and BR Crameri	\$ 530,755
	Roberts Creek Pedestrian and Cyclist Bridge	Struktis Steel	\$ 179,930
	State Road Grading Program	North East Civil Construction	\$ 255,700
Sport and Recreation	Myrtleford Ablett Pavilion Upgrade	Foursite Pty Ltd	\$ 1,392,826
	Myrtleford Savoy Soccer Club Upgrade	Colin Joss & Co Pty Ltd T/A Joss Facility Management	\$ 1,588,898
	Myrtleford Splashpark	Water Features by Design Pty Ltd	\$ 1,720,628
	Myrtleford Splashpark - additional water treatment plant costs (if required)	Water Features by Design Pty Ltd	\$ 405,020
	Mystic Park Management, Operations and Maintenance	Elevation Parks Pty Ltd	not disclosed

Project	Contract Name	Supplier	Value (excl GST) \$
Transfer Stations	Myrtleford Transfer Station Office Construction and Fitout	Colin Joss & Co Pty Ltd T/A Joss Facility Management	\$ 199,856
	Porepunkah Landfill Rehabilitation Cap Construction Stage 2 (variation of contract)	Extons Pty Ltd	\$ 169,299
	Porepunkah Transfer Station Upgrade - Retaining Wall and Concrete Slabs	Naubro Kerb Pty Ltd	\$ 223,767
	Porepunkah Transfer Station Upgrade - Retaining Wall and Concrete Slabs (variation of contract)	Naubro Kerb Pty Ltd	\$ 109,975
Total			\$ 12,741,315

Infrastructure and development contributions

In accordance with section 46GM and 46QD of the *Planning and Environment Act 1987*, a council that is a collecting or development agency must prepare and give a report to the Minister for Planning on infrastructure and development contributions including levies and works in kind. The report must be published in a council's annual report.

For the 2023/24 year, Council did not receive any infrastructure and development contributions of the type specified in s46GM or 46QD of the *Planning and Environment Act 1987*.

Public Interest Disclosures Act

The *Public Interest Disclosures Act 2012* aims to encourage and facilitate the making of disclosures in relation to the improper conduct of Council and its employees and to provide protection for persons making disclosures against detrimental action.

Council's Public Interest Disclosures Policy was updated in September 2022.

Council fully supports the Act, having a high regard for transparency and accountability.

In accordance with Section 70 of the *Public Interest Disclosures Act 2012*, the following information is provided:

a) *Information about how to access the Protected Disclosure Procedures document*

The policy and procedures are available in hard copy at the Council offices or by request and electronically via the Council website and staff intranet.

b) *The number of disclosures made to Council and notified to the IBAC for assessment*

There were no disclosures made directly to Council during the period of 1 July 2023 to 30 June 2024.

Road Management Act 2004

Council, as a road authority, is required under section 22 of the *Road Management Act 2004* to publish a copy of any direction received from the Minister in its annual report. No directions were received from the Minister in 2023/24.

Food Act 1984

Council is required under section 7E of the *Food Act 1984* to publish a copy of any direction received from the Minister in its annual report. No directions were received from the Minister in 2023/24.

Carers Recognition Act 2012

Council did not provide a Home and Community Care service during 2023/24 and therefore does not meet the definition of a care agency under the *Carers Recognition Act 2012*. Therefore, the reporting obligations for care agencies under s12(2)(a) of the Act do not apply to Council for the 2023/24 year.

Disability Act 2006

Alpine Shire Council is committed to supporting the rights of people with a disability to achieve full participation in community life.

As required under section 38 of the *Disability Act 2006*, Alpine Shire Council adopted a Disability Action Plan (Access and Inclusion Plan) in October 2021.

Activity continued throughout 2023/24:

- Review and prioritise actions from Access and Inclusion Plan.
- Review and prioritise recommendations of Access Appraisals.
- Incorporate accessibility considerations into Council Infrastructure Needs Assessment
- The Alpine Shire currently has six RECHARGE points across the Shire.
- 2023 Seniors Festival was delivered.
- 2023 International Day of People with Disability acknowledged on Council's social media in conjunction with 16 Days of Activism campaign.
- Promoted 2023 Victorian Disability Awards.
- Building and facility upgrades scoped and delivered during 2023/24 were completed with consideration to accessibility.
- Council's website updated with consideration for people with disabilities.

Domestic Animals Act 1994

Pursuant to section 68A of the *Domestic Animals Act 1994*, Council must prepare a Domestic Animal Management Plan (DAMP) every four years, review the plan annually, and publish an evaluation of its implementation of the plan in its annual report.

The DAMP sets out how Council manages its responsibilities under the *Domestic Animals Act 1994* and delivers services to enhance and promote responsible pet ownership in the community.

Council's 2022-2026 DAMP was reviewed and formally adopted by Council on 1 February 2022.

Key actions in the DAMP 2022-2026 were developed with input from staff and key stakeholders such as the RSPCA, customer request data, and service delivery statistics. Activity during 2023/24 included:

Training of Authorised Officers

One Local laws Officer completed training in:

- Certificate IV in Animal Control and Regulation
- Certificate IV in Local Government (regulatory services)
- Dangerous dog and awareness handling

Annual animal registration reminders

Renewal notices were sent out with rates notices, and Local Laws Officers followed up on animals that did not have registration renewed.

Community Partnerships

The agreement made under section 84Y of the *Domestic Animals Act 1994* with the RSPCA to assist rehoming of animals ceased in July 2023 due to the closure of the RSPCA operated pound in Wangaratta. Council made alternative arrangements to assist with rehoming of domestic animals on an as needs basis throughout the year. Engagement with other animal shelters continued throughout the year.

Liaison with local Vets on animal management issues continued.

Overpopulation and High Euthanasia

Desex Your Animal month was undertaken in the month of July, Council engaged with the community and local vets to encourage community participation.

Domestic Animal Businesses

There were two Domestic Animal Businesses (DAB) within the Alpine Shire – Local Laws Officers engaged with these businesses to ensure they complied with the Act and are registered.

Declared dogs

The *Domestic Animals Act 1994* allows Council to declare a dog dangerous or menacing. Once declared the owner of the animal has certain obligations under the Act. Local Laws Officers declared several dogs menacing and dangerous during 2023/24, and continued audits of addresses of all known dangerous dogs as part of annual requirements.

Cat Curfew

Initial work began on investigation of a cat curfew, starting with comparisons with other similar Councils. This work will be revisited as a part of the 2025 Domestic Animal Management Plan review.

Local Laws

Copies of current Local Laws are available from the Council Offices in Bright and on the Alpine Shire Council website.

Community Local Law 2019

The objectives of the Community Local Law are to:

- provide for the peace, order, and good governance of the municipal district;
- protect, maintain, and enhance the natural environment of the municipal district;
- ensure the protection of Council assets and the sustainable use of resources;
- protect the health and safety of persons within the municipal district;
- regulate the management of animals on land and on Council land; and
- provide uniform and fair administration of this Local Law.

Council gazetted a provision under section 224A of the *Local Government Act 1989* on 1 August 2019, to allow Victorian Police to act as authorised officers to enforce 'Part 2.2 – Consumption of liquor on Council land' and 'Part 7 – Enforcement', where they relate to the use, possession or consumption of alcohol.

Governance Local Law

The objectives of the Governance Local Law are to:

- regulate the use of the Alpine Shire Council Common Seal;
- provide for offences in relation to unauthorised use of the Common Seal or any device resembling the Common Seal; and
- provide for offences in relation to Council meetings and Delegated Committee meetings.

Glossary

Alpine Shire	the geographic region in which the Alpine Shire Council operates.
Alpine Shire Council	the organisation represented by elected councillors and staff.
Annual report	a report of the council's operations of the previous financial year and contains a report of operations, audited financial statements and an audited performance statement
Budget	a plan setting out the services and initiatives to be funded for the financial year and how they will contribute to achieving the strategic objectives specified in the council plan
Council	the abbreviation of Alpine Shire Council
council (lowercase)	a reference to councils generally, not specifically the Alpine Shire Council
Council Plan	a plan setting out the medium-term strategic objectives, strategies, strategic indicators, and resources reflecting vision and aspirations of the community for the next four year
Financial performance indicators	a prescribed set of indicators and measures that assess the effectiveness of financial management in a council covering operating position, liquidity, obligations, stability, and efficiency
Financial statements	the financial statements and notes prepared in accordance with the Local Government Model Financial Report, Australian Accounting Standards, and other applicable standards as they apply to the general purpose financial reports and a statement of capital works and included in the annual report
Financial year	the period of 12 months ending on 30 June each year
Indicator	what will be measured to assess performance
Initiatives	actions that are one-off in nature and/or lead to improvements in service
Measure	how an indicator will be measured and takes the form of a computation, typically including a numerator and denominator
Minister	the Minister for Local Government
Performance statement	a statement including the results of the prescribed service outcome indicators, financial performance indicators and sustainable capacity indicators for the financial year and included in the annual report
Planning and accountability framework	the key statutory planning and reporting documents that are required to be prepared by councils to ensure accountability to local communities in the performance of functions and exercise of powers under the Act
Regulations	the <i>Local Government (Planning and Reporting) Regulations 2020</i>
Services	assistance, support, advice, and other actions undertaken by a council for the benefit of the local community
Service outcome indicators	the prescribed service performance indicators to be included in the performance statement which measure whether the stated service objective has been achieved
Service performance indicators	a prescribed set of indicators measuring the effectiveness and efficiency of council services covering appropriateness, quality, cost, and service outcomes
Strategic objectives	the outcomes a council is seeking to achieve over the next four years and included in the council plan
Strategies	high level actions directed at achieving the strategic objectives in the council plan
Sustainable capacity indicators	a prescribed set of indicators measuring whether councils have the capacity to meet the agreed service and infrastructure needs of the local community and absorb foreseeable changes and unexpected shocks covering financial performance, capacity and governance and management

Annual Financial Report

For the year ended 30 June 2024

Understanding the Financial Report

The Annual Financial Report comprises of the audited Financial Statements and Performance Statement. The purpose of the Financial Statements is to provide readers with a detailed report of Council's financial performance (profit or loss), financial position (level of assets against liabilities) and cash flow (increase or decrease in cash held by Council) in accordance with Australian Accounting Standards. The preparation of the Financial Statements is consistent for all councils across Victoria and also provides a comparison against the previous financial year.

The purpose of the performance statement is to provide readers with an overview of how Council performed against the nominated Service Performance, Sustainable Capacity and Financial Capacity indicators as required by section 98 of the *Local Government Act 2020* and part 4 of the *Local Government (Planning and Reporting) Regulations 2020*. This reporting is consistent for all councils across Victoria and provides a comparison against the previous financial year(s) results.

Financial Statements

For the year ended 30 June 2024

Contents

Certification of the Financial Statements.....	69
Victorian Auditor-General's Office Report.....	70
Financial Statements	
Comprehensive Income Statement.....	72
Balance Sheet.....	73
Statement of Changes in Equity.....	74
Statement of Cash Flows.....	75
Statement of Capital Works.....	76
Notes to the Financial Statements	
Note 1 Overview.....	77
Note 2 Analysis of our results.....	79
2.1 Performance against budget.....	79
2.2 Analysis of Council results by program.....	83
Note 3 Funding for the delivery of our services.....	85
3.1 Rates and charges.....	85
3.2 Statutory fees and fines.....	86
3.3 User fees.....	87
3.4 Funding from other levels of government.....	90
3.5 Contributions.....	90
3.6 Net gain / (loss) on disposal of property, infrastructure, plant and equipment.....	90
3.7 Other income.....	90
Note 4 The cost of delivering services.....	91
4.1 Employee costs.....	91
4.2 Materials and services.....	91
4.3 Depreciation.....	92
4.4 Amortisation – Intangible assets.....	92
4.5 Allowance for impairment losses.....	92
4.6 Other expenses.....	93
4.7 Landfill rehabilitation expenses.....	93
Note 5 Investing in and financing our operations.....	94
5.1 Financial assets.....	94
5.2 Non-financial assets.....	96
5.3 Payables, trust funds and deposits and contract and other liabilities.....	97
5.4 Provisions.....	99
5.5 Financing arrangements.....	103
5.6 Commitments.....	104
Note 6 Assets we manage.....	106
6.1 Property, infrastructure, plant and equipment.....	106
6.2 Investment property.....	112
Note 7 People and relationships.....	113
7.1 Council and key management remuneration.....	113
7.2 Related party disclosure.....	116
Note 8 Managing uncertainties.....	117
8.1 Contingent assets and liabilities.....	117

8.2 Change in accounting standards	118
8.3 Financial instruments	118
8.4 Fair value measurement	120
8.5 Events occurring after balance date	121
Note 9 Other matters	122
9.1 Reserves	122
9.2 Reconciliation of cash flows from operating activities to surplus / (deficit)	124
9.3 Superannuation	124
Note 10 Change in accounting policy	127
Note 11 Errors and changes in accounting estimates	127


Alpine Shire Council

Annual Financial Report

for the year ended 30 June 2024

Certification of the Financial Statements

In my opinion, the accompanying financial statements have been prepared in accordance with the *Local Government Act 2020*, the *Local Government (Planning and Reporting) Regulations 2020*, the Australian Accounting Standards and other mandatory professional reporting requirements.



Tony Cooper

Principal Accounting Officer CPA

Dated: 16 October 2024

Bright, Victoria

In our opinion, the accompanying financial statements present fairly the financial transactions of Alpine Shire Council for the year ended 30 June 2024 and the financial position of the Council as at that date.

At the date of signing, we are not aware of any circumstances which would render any particulars in the financial statements to be misleading or inaccurate.

We have been authorised by the Council and by the *Local Government (Planning and Reporting) Regulations 2020* to certify the financial statements in their final form.



Cr Ron Janas

Councillor

Dated: 16 October 2024

Bright, Victoria



Cr Simon Kelley

Councillor

Dated: 16 October 2024

Bright, Victoria



Will Jeremy

Chief Executive Officer

Dated: 16 October 2024

Bright, Victoria

Independent Auditor's Report

To the Councillors of Alpine Shire Council

Opinion	<p>I have audited the financial report of Alpine Shire Council (the council) which comprises the:</p> <ul style="list-style-type: none"> • balance sheet as at 30 June 2024 • comprehensive income statement for the year then ended • statement of changes in equity for the year then ended • statement of cash flows for the year then ended • statement of capital works for the year then ended • notes to the financial statements, including material accounting policy information • certification of the financial statements. <p>In my opinion the financial report presents fairly, in all material respects, the financial position of the council as at 30 June 2024 and their financial performance and cash flows for the year then ended in accordance with the financial reporting requirements of Part 4 of the <i>Local Government Act 2020</i>, the Local Government (Planning and Reporting) Regulations 2020 and applicable Australian Accounting Standards.</p>
Basis for Opinion	<p>I have conducted my audit in accordance with the <i>Audit Act 1994</i> which incorporates the Australian Auditing Standards. I further describe my responsibilities under that Act and those standards in the <i>Auditor's Responsibilities for the Audit of the Financial Report</i> section of my report.</p> <p>My independence is established by the <i>Constitution Act 1975</i>. My staff and I are independent of the council in accordance with the ethical requirements of the Accounting Professional and Ethical Standards Board's APES 110 <i>Code of Ethics for Professional Accountants</i> (the Code) that are relevant to my audit of the financial report in Victoria. My staff and I have also fulfilled our other ethical responsibilities in accordance with the Code.</p> <p>I believe that the audit evidence I have obtained is sufficient and appropriate to provide a basis for my opinion.</p>
Councillors' responsibilities for the financial report	<p>The Councillors of the council are responsible for the preparation and fair presentation of the financial report in accordance with Australian Accounting Standards, the <i>Local Government Act 2020</i> and the Local Government (Planning and Reporting) Regulations 2020, and for such internal control as the Councillors determine is necessary to enable the preparation and fair presentation of a financial report that is free from material misstatement, whether due to fraud or error.</p> <p>In preparing the financial report, the Councillors are responsible for assessing the council's ability to continue as a going concern, disclosing, as applicable, matters related to going concern and using the going concern basis of accounting unless it is inappropriate to do so.</p>

Auditor's responsibilities for the audit of the financial report

As required by the *Audit Act 1994*, my responsibility is to express an opinion on the financial report based on the audit. My objectives for the audit are to obtain reasonable assurance about whether the financial report as a whole is free from material misstatement, whether due to fraud or error, and to issue an auditor's report that includes my opinion. Reasonable assurance is a high level of assurance, but is not a guarantee that an audit conducted in accordance with the Australian Auditing Standards will always detect a material misstatement when it exists. Misstatements can arise from fraud or error and are considered material if, individually or in the aggregate, they could reasonably be expected to influence the economic decisions of users taken on the basis of this financial report.

As part of an audit in accordance with the Australian Auditing Standards, I exercise professional judgement and maintain professional scepticism throughout the audit. I also:

- identify and assess the risks of material misstatement of the financial report, whether due to fraud or error, design and perform audit procedures responsive to those risks, and obtain audit evidence that is sufficient and appropriate to provide a basis for my opinion. The risk of not detecting a material misstatement resulting from fraud is higher than for one resulting from error, as fraud may involve collusion, forgery, intentional omissions, misrepresentations, or the override of internal control.
- obtain an understanding of internal control relevant to the audit in order to design audit procedures that are appropriate in the circumstances, but not for the purpose of expressing an opinion on the effectiveness of the council's internal control
- evaluate the appropriateness of accounting policies used and the reasonableness of accounting estimates and related disclosures made by the Councillors
- conclude on the appropriateness of the Councillors' use of the going concern basis of accounting and, based on the audit evidence obtained, whether a material uncertainty exists related to events or conditions that may cast significant doubt on the council's ability to continue as a going concern. If I conclude that a material uncertainty exists, I am required to draw attention in my auditor's report to the related disclosures in the financial report or, if such disclosures are inadequate, to modify my opinion. My conclusions are based on the audit evidence obtained up to the date of my auditor's report. However, future events or conditions may cause the council to cease to continue as a going concern.
- evaluate the overall presentation, structure and content of the financial report, including the disclosures, and whether the financial report represents the underlying transactions and events in a manner that achieves fair presentation.

I communicate with the Councillors regarding, among other matters, the planned scope and timing of the audit and significant audit findings, including any significant deficiencies in internal control that I identify during my audit.

MELBOURNE
21 October 2024



Travis Derricott
as delegate for the Auditor-General of Victoria

Alpine Shire Council

Comprehensive Income Statement

for the year ended 30 June 2024

	Note	2024 \$ '000	2023 \$ '000
Income / Revenue			
Rates and charges	3.1	21,916	20,837
Statutory fees and fines	3.2	566	557
User fees	3.3	1,195	1,239
Grants - operating	3.4	4,709	9,478
Grants - capital	3.4	6,369	3,116
Contributions - monetary	3.5	839	906
Contributions - non monetary	3.5	3,217	573
Net gain on disposal of property, infrastructure, plant and equipment	3.6	–	40
Fair value increment on investment properties	6.2	(672)	1,675
Other income	3.7	2,606	2,451
Total income / revenue		40,745	40,872
Expenses			
Employee costs	4.1	12,170	10,417
Materials and services	4.2	15,629	15,343
Depreciation	4.3	5,329	5,090
Amortisation - Intangible assets	4.4	12	53
Allowance for impairment losses	4.5	–	(2)
Net loss on disposal of property, infrastructure, plant and equipment	3.6	222	–
Other expenses	4.6	835	693
Landfill rehabilitation expense	4.7	161	2,977
Total expenses		34,358	34,571
Surplus/(deficit) for the year		6,387	6,301
Other comprehensive income:			
Items that will not be reclassified to surplus or deficit in future periods			
Net asset revaluation gain/(loss)	6.1	50,837	(7,751)
Total items which will not be reclassified subsequently to the operating result		50,837	(7,751)
Total other comprehensive income		50,837	(7,751)
Total comprehensive result		57,224	(1,450)

The above comprehensive income statement should be read in conjunction with the accompanying notes.

Balance Sheet
as at 30 June 2024

	Note	2024 \$ '000	Restated 2023 \$ '000
Assets			
Current assets			
Cash and cash equivalents	5.1	11,054	13,683
Trade and other receivables	5.1	2,289	2,133
Prepayments	5.2	22	710
Other financial assets	5.1	27,000	29,500
Inventories	5.2	103	96
Contract assets	5.1	895	598
Other assets	5.2	60	4
Total current assets		41,423	46,724
Non-current assets			
Property, infrastructure, plant and equipment	6.1	345,472	293,826
Investment property	6.2	10,000	5,450
Intangible assets	5.2	377	135
Total non-current assets		355,849	299,411
Total assets		397,272	346,135
Liabilities			
Current liabilities			
Trade and other payables	5.3	2,662	4,280
Trust funds and deposits	5.3	699	420
Contract and other liabilities	5.3	8,961	12,350
Provisions	5.4	3,067	4,172
Total current liabilities		15,389	21,222
Non-current liabilities			
Contract and other liabilities	5.3	312	349
Provisions	5.4	3,732	3,949
Total non-current liabilities		4,044	4,298
Total liabilities		19,433	25,520
Net assets		377,839	320,615
Equity			
Accumulated surplus		181,419	175,003
Reserves	9.1	196,420	145,612
Total Equity		377,839	320,615

The above balance sheet should be read in conjunction with the accompanying notes.

Alpine Shire Council

Statement of Changes in Equity

for the year ended 30 June 2024

	Note	Total \$ '000	Accumulated Surplus \$ '000	Revaluation Reserves \$ '000	Other Reserves \$ '000
2024					
Balance at beginning of the financial year		320,615	175,003	139,540	6,072
Surplus/(deficit) for the year		6,387	6,387	–	–
Other comprehensive income					
Net asset revaluation gain/(loss)	6.1	50,837	–	50,837	–
Other comprehensive income		50,837	–	50,837	–
Total comprehensive income		57,224	6,387	50,837	–
Transfers to other reserves	9.1	–	(815)	–	815
Transfers from other reserves	9.1	–	844	–	(844)
Balance at end of the financial year		377,839	181,419	190,377	6,043

	Note	Total Restated \$ '000	Accumulated Surplus Restated \$ '000	Revaluation Reserves Restated \$ '000	Other Reserves Restated \$ '000
2023					
Balance at beginning of the financial year		281,336	127,973	147,291	6,072
Correction of prior period errors – retrospective	11.1	40,729	40,729	–	–
Surplus/(deficit) for the year		6,301	6,301	–	–
Other comprehensive income					
Net asset revaluation gain/(loss)	6.1	(7,751)	–	(7,751)	–
Other comprehensive income		(7,751)	–	(7,751)	–
Total comprehensive income		(1,450)	6,301	(7,751)	–
Transfers to other reserves	9.1	–	–	–	–
Transfers from other reserves	9.1	–	–	–	–
Balance at end of the financial year		320,615	175,003	139,540	6,072

The above statement of changes in equity should be read in conjunction with the accompanying notes.

Alpine Shire Council

Statement of Cash Flows

for the year ended 30 June 2024

	Note	2024 Inflows/ (Outflows) \$ '000	2023 Inflows/ (Outflows) \$ '000
Cash flows from operating activities			
Rates and charges		21,893	20,714
Statutory fees and fines		566	557
User fees		1,231	1,276
Grants - operating		5,092	9,525
Grants - capital		2,166	6,756
Contributions - monetary		923	997
Interest received		1,568	573
Rent received		581	1,211
Trust funds and deposits taken		520	172
Other receipts		48	36
Net GST refund/payment		1,667	521
Employee costs		(11,958)	(10,450)
Materials and services		(19,471)	(18,586)
Trust funds and deposits repaid		(213)	(36)
Other payments		(735)	(459)
Net cash provided by/(used in) operating activities	9.2	3,878	12,807
Cash flows from investing activities			
Payments for property, infrastructure, plant and equipment	6.1	(9,007)	(9,587)
Proceeds from sale of property, infrastructure, plant and equipment		–	(45)
Proceeds from sale of investments		2,500	2,500
Net cash provided by/(used in) investing activities		(6,507)	(7,132)
Net Increase (decrease) in cash and cash equivalents			
		(2,629)	5,675
Cash and cash equivalents at the beginning of the financial year		13,683	8,008
Cash and cash equivalents at the end of the financial year			
		11,054	13,683
Financing arrangements	5.5	300	300

The above statement of cash flows should be read in conjunction with the accompanying notes.

Alpine Shire Council

Statement of Capital Works

for the year ended 30 June 2024

	2024	2023
	\$ '000	\$ '000
Property		
Land	39	–
Total land	<u>39</u>	<u>–</u>
Buildings	2,794	2,198
Total buildings	<u>2,794</u>	<u>2,198</u>
Total property	<u>2,833</u>	<u>2,198</u>
Plant and equipment		
Plant, machinery and equipment	528	434
Fixtures, fittings and furniture	–	81
Computers and telecommunications	148	186
Library books	77	73
Total plant and equipment	<u>753</u>	<u>774</u>
Infrastructure		
Roads	2,382	4,509
Bridges	208	5
Footpaths and cycleways	100	155
Drainage	270	651
Recreational, leisure and community facilities	1,865	227
Waste management	594	1,068
Total infrastructure	<u>5,419</u>	<u>6,615</u>
Total capital works expenditure	<u>9,005</u>	<u>9,587</u>
Represented by:		
New asset expenditure	687	1,256
Asset renewal expenditure	2,851	1,308
Asset upgrade expenditure	5,467	7,023
Total capital works expenditure	<u>9,005</u>	<u>9,587</u>

The above statement of capital works should be read in conjunction with the accompanying notes.

Alpine Shire Council

Notes to the Financial Statements

for the year ended 30 June 2024

Note 1. Overview

Introduction

The Alpine Shire Council (Council) was established by an Order of the Governor in Council on 18 November 1994 and is a body corporate.

The Council's main office is located at 2 Churchill Avenue, Bright, Victoria 3741

Statement of compliance

These financial statements are a general purpose financial report that consists of a Comprehensive Income Statement, Balance Sheet, Statement of Changes in Equity, Statement of Cash Flows, Statement of Capital Works and Notes accompanying these financial statements. The general purpose financial report complies with Australian Accounting Standards (AAS), other authoritative pronouncements of the Australian Accounting Standards Board, the *Local Government Act 2020*, and the *Local Government (Planning and Reporting) Regulations 2020*.

The Council is a not-for-profit entity and therefore applies the additional AUS paragraphs applicable to a not-for-profit entity under the Australian Accounting Standards.

Accounting policy information

1.1 Basis of accounting

Accounting policies are selected and applied in a manner which ensures that the resulting financial information satisfies the concepts of relevance and reliability, thereby ensuring that the substance of the underlying transactions or other events is reported. Specific accounting policies applied are disclosed in sections where the related balance or financial statement matter is disclosed.

The accrual basis of accounting has been used in the preparation of these financial statements, except for the cash flow information, whereby assets, liabilities, equity, income and expenses are recognised in the reporting period to which they relate, regardless of when cash is received or paid.

Judgements, estimates and assumptions are required to be made about the carrying values of assets and liabilities that are not readily apparent from other sources. The estimates and associated judgements are based on professional judgement derived from historical experience and various other factors that are believed to be reasonable under the circumstances. Actual results may differ from these estimates.

The financial statements are based on the historical cost convention unless a different measurement basis is specifically disclosed in the notes to the financial statements.

The financial statements have been prepared on a going concern basis. The financial statements are in Australian dollars. The amounts presented in the financial statements have been rounded to the nearest thousand dollars unless otherwise specified. Minor discrepancies in tables between totals and the sum of components are due to rounding.

Revisions to accounting estimates are recognised in the period in which the estimate is revised and also in future periods that are affected by the revision. Judgements and assumptions made by management in the application of AAS's that have significant effects on the financial statements and estimates relate to:

- the fair value of land, buildings, infrastructure, plant and equipment (refer to Note 6.1.)
- the determination of depreciation for buildings, infrastructure, plant and equipment (refer to Note 6.1.).
- the determination of employee provisions (refer to Note 5.4.).
- the determination of landfill provisions (refer to Note 5.4.)
- the determination of whether performance obligations are sufficiently specific so as to determine whether an arrangement is within the scope of *AASB 15 Revenue from Contracts with Customers* or *AASB 1058 Income of Not-for-Profit Entities* (refer to Note 3)
- the determination, in accordance with *AASB 16 Leases*, of the lease term, the estimation of the discount rate when not implicit in the lease and whether an arrangement is in substance short-term or low value

Unless otherwise stated, all accounting policies are consistent with those applied in the prior year. Where appropriate, comparative figures have been amended to accord with current presentation, and disclosure has been made of any material changes to comparatives.

Notes to the Financial Statements

for the year ended 30 June 2024

Note 1. Overview (continued)

Goods and Services Tax (GST)

Income and expenses are recognised net of the amount of associated GST. Receivables and payables are stated inclusive of the amount of GST receivable or payable. The net amount of GST recoverable from, or payable to, the taxation authority is included with other receivables or payables in the balance sheet.

Alpine Shire Council

Notes to the Financial Statements

for the year ended 30 June 2024

Note 2. Analysis of our results

Note 2.1 Performance against budget

The performance against budget notes compare Council's financial plan, expressed through its annual budget, with actual performance. The *Local Government (Planning and Reporting) Regulations 2020* requires explanation of any material variances. Council has adopted a materiality threshold of greater than \$100,000 and movements over 10% where further explanation is warranted. Explanations have not been provided for variations below the materiality threshold unless the variance is considered to be material because of its nature.

The budget figure details below are those adopted by Council on 27 June 2023. The budget was based on assumptions that were relevant at the time of adoption of the budget. Council set guidelines and parameters for income and expense targets in this budget in order to meet Council's planning and financial performance targets for both the short and long-term. The budget did not reflect any changes to equity resulting from asset revaluations, as their impacts were not considered predictable.

These notes are prepared to meet the requirements of the *Local Government Act 2020* and the *Local Government (Planning and Reporting) Regulations 2020*.

	Budget 2024 \$ '000	Actual 2024 \$ '000	Variance \$ '000	Variance %	Ref
2.1.1 Income / Revenue and expenditure					
Income / Revenue					
Rates and charges	22,001	21,916	(85)	(0.39)%	
Statutory fees and fines	527	566	39	7.40%	
User fees	995	1,195	200	20.10%	1
Grants - operating	5,607	4,709	(898)	(16.02)%	2
Grants - capital	5,666	6,369	703	12.41%	3
Contributions - monetary	690	839	149	21.59%	4
Contributions - non monetary	1,300	3,217	1,917	147.46%	5
Fair value increment on investment properties	–	(672)	(672)	∞	6
Other income	1,662	2,606	944	56.80%	7
Total income / revenue	38,448	40,745	2,297	5.97%	
Expenses					
Employee costs	12,004	12,170	(166)	(1.38)%	
Materials and services	15,580	15,629	(49)	(0.31)%	
Depreciation	7,250	5,329	1,921	26.50%	8
Amortisation - intangible assets	41	12	29	70.73%	
Net loss on disposal of property, infrastructure, plant and equipment	(25)	222	(247)	988.00%	9
Other expenses	840	835	5	0.60%	
Landfill rehabilitation expense	85	161	(76)	(89.41)%	10
Total expenses	35,775	34,358	1,417	3.96%	
Surplus/(deficit) for the year	2,673	6,387	3,714	138.95%	

Notes to the Financial Statements

for the year ended 30 June 2024

Note 2.1 Performance against budget (continued)

(i) Explanation of material variations**Variance Explanation
Ref**

1. Higher level of use of the Council's Transfer Stations for waste disposal.
2. Timing of Financial Assistance Grants over the last two years has been inconsistent.
3. Lower than budgeted due to incomplete capital projects as a result of resourcing constraints. Revenue remains as a liability until milestones are attained and acquitted.
4. Higher revenue for the High Country Library Network due to development of new 3 year agreement.
5. Gifted assets above budget - relates to gifted land from developer's and holiday parks in Porepunkah and Tawonga from the State Government.
6. A valuation of an investment property was less than the amount Council had spent upgrading the facility leading to a write down.
7. Higher interest rates on term deposits has led to higher than expected revenue.
8. Budget has been too high over the last couple of years.
9. Disposal and write off's - refer to note 6 for details.
10. Landfill expense increased due to the cost of works being higher than budgetted.

Alpine Shire Council

Notes to the Financial Statements

for the year ended 30 June 2024

Note 2.1 Performance against budget (continued)

	Budget 2024 \$ '000	Actual 2024 \$ '000	Variance \$ '000	Variance %	Ref
2.1.2 Capital works					
Property					
Land	–	39	39	∞	
Total land	–	39	39	∞	
Buildings	2,910	2,794	(116)	(3.99)%	1
Total buildings	2,910	2,794	(116)	(3.99)%	
Total property	2,910	2,833	(77)	(2.65)%	
Plant and equipment					
Plant, machinery and equipment	595	528	(67)	(11.26)%	
Fixtures, fittings and furniture	–	–	–	∞	
Computers and telecommunications	810	148	(662)	(81.73)%	2
Library books	86	77	(9)	(10.47)%	
Total plant and equipment	1,491	753	(738)	(49.50)%	
Infrastructure					
Roads	4,510	2,382	(2,128)	(47.18)%	3
Bridges	1,125	208	(917)	(81.51)%	4
Footpaths and cycleways	150	100	(50)	(33.33)%	
Drainage	370	270	(100)	(27.03)%	5
Recreational, leisure and community facilities	2,485	1,865	(620)	(24.95)%	6
Waste management	1,509	594	(915)	(60.64)%	7
Total infrastructure	10,149	5,419	(4,730)	(46.61)%	
Total capital works expenditure	14,550	9,005	(5,545)	(38.11)%	
Represented by:					
New asset expenditure	4,178	687	(3,491)	(83.56)%	
Asset renewal expenditure	5,716	2,851	(2,865)	(50.12)%	
Asset upgrade expenditure	4,656	5,467	811	17.42%	
Total capital works expenditure	14,550	9,005	(5,545)	(38.11)%	

Notes to the Financial Statements

for the year ended 30 June 2024

Note 2.1 Performance against budget (continued)

(i) Explanation of material variations**Variance Explanation****Ref**

1. Delays related to works associated with the Myrtleford Memorial Hall.
2. Delays in developing strategies has lead to underspend in 2023/24.
3. Delays in awarding several contracts have led to an underspend - Dinner Plain activation and Renewal works.
4. Delays in awarding contract for Nimmo Bridge in 2023/24 has lead to reduced expenditure 2023/24.
5. Drainage renewal delayed due to contract awarding.
6. Delays in the Dinner Plain Snowmaking project due to delays in equipment delivery and the Myrtleford Splashpark due to procurement delays.
7. Costs associated with the Porepunkah landfill capping works were funded through the Landfill reserve.

Alpine Shire Council

Notes to the Financial Statements

for the year ended 30 June 2024

Note 2.2 Analysis of Council results by program

2.2.1 Analysis of Council results by program

Council delivers its functions and activities through the following programs.

The Council introduced a new organisational structure which commenced on 9 January 2023. The 2023/24 Financial statements are the first full financial year of operation.

Executive

Includes all human resources support and advocacy activities. This area also includes remuneration for the Council workforce, the Mayor and the Councillors

Building and Environmental Health

Building and Environmental Health provides various regulatory services to uphold the amenity and safety of the community such as assessment of building and waste water applications, conduct of fire safety and environmental health inspections, registration of food premises

Community Development

Community Development supports a thriving, connected community and focuses on building community capacity through community services such as youth activities, community grants, emergency management and the Maternal and Child Health service

Corporate

Corporate manages the supporting functions that help Council to deliver services in a responsible and sustainable manner. Services include financial control and planning, revenue collection, governance, health and safety, risk management and information technology.

Customer Experience

Customer Experience oversees library services, the visitor information centres, events throughout the Shire and the communications and marketing on behalf of Council.

Engineering and Assets

Engineering and Assets delivers the critical projects to develop, renew and upgrade our community assets.

Growth and Future

Growth and Future centres around delivering the strategic planning and economic development capability for the Shire's long term future. It also has a strong focus on planning for the Council's vision for a climate sensitive sustainable future.

Operations

Operations is responsible for maintaining vital civil assets in order to underpin the wellbeing of the community. It is also responsible for maintaining the Council's property and contracts. Services include maintenance of local roads, bridges and drainage, footpaths, open spaces and buildings, operations, and occupational health and safety.

Statutory Planning, Compliance and Local Laws

Statutory Planning assesses planning applications submitted by individuals and businesses, management of animals and enforcement of local laws.

Alpine Shire Council

Notes to the Financial Statements

for the year ended 30 June 2024

Note 2.2 Analysis of Council results by program (continued)

2.2.2 Summary of income / revenue, expenses, assets and capital expenses by program

Functions/activities	Income / Revenue \$ '000	Expenses \$ '000	Surplus / (Deficit) \$ '000	Grants included in income / revenue \$ '000	Total assets \$ '000
2024					
Executive	–	1,838	(1,838)	–	–
Building and Environmental Health	158	843	(685)	–	–
Community Development	1,253	2,053	(800)	1,253	–
Corporate	23,886	3,762	20,124	466	41,421
Customer Experience	837	3,188	(2,351)	209	–
Engineering and Assets	11,118	5,929	5,189	8,993	342,545
Growth and Future	3	1,540	(1,537)	–	10,000
Operations	2,917	13,630	(10,713)	149	3,306
Statutory Planning, Compliance and Local Laws	573	1,575	(1,002)	8	–
Total functions and activities¹	40,745	34,358	6,387	11,078	397,272
2023					
Executive	26	11,169	(11,143)	26	–
Building and Environmental Health	402	33	369	6	–
Community Development	3,271	768	2,503	3,271	–
Corporate	26,285	4,859	21,426	5,732	23,090
Customer Experience	513	660	(147)	246	–
Engineering and Assets	3,900	14,504	(10,604)	3,150	319,779
Growth and Future	20	1,323	(1,303)	20	–
Operations	5,807	947	4,860	143	3,266
Statutory Planning, Compliance and Local Laws	648	308	340	–	–
Total functions and activities¹	40,872	34,571	6,301	12,594	346,135

(1) Total Assets have been restated for 2023 - refer to Note 11.1 for further details

Alpine Shire Council

Notes to the Financial Statements

for the year ended 30 June 2024

Note 3. Funding for the delivery of our services

	2024 \$ '000	2023 \$ '000
3.1 Rates and charges		
Council uses capital improved value (CIV) as the basis of valuation of all properties within the shire. The CIV of a property is the total market value of the land plus buildings and other improvements.		
The valuation base used to calculate general rates for 2023/2024 was \$7,683 million (\$5,899 million in 2022/2023). The 2023/2024 rate in the dollar was 0.002246 for residential, 0.001640 for farm and 0.003213 for commercial/industrial (2022/23 0.002750 for residential, 0.003933 for farm and 0.002008 for commercial/industrial).		
General rates	17,021	16,383
Waste charges	4,241	3,363
Dinner Plain special rate	156	168
Supplementary rates and rate adjustments	59	362
Interest on rates and charges	111	114
Revenue in lieu of rates	328	447
Total rates and charges	21,916	20,837

The date of the general revaluation of land for rating purposes within the municipal district was 1 January 2023 and the valuation was first applied in the rating year commencing 1 July 2023.

Annual rates and charges are recognised as income when Council issues annual rates notices. Supplementary rates are recognised when a valuation and reassessment is completed and a supplementary rates notice issued.

3.2 Statutory fees and fines

Town planning fees	293	289
Health services	135	143
Animal and roadside trading permits	–	8
Infringements and costs	95	100
Land information certificates	19	17
Permits	20	–
Other	4	–
Total statutory fees and fines	566	557

Statutory fees and fines (including parking fees and fines) are recognised as income when the service has been provided, the payment is received, or when the penalty has been applied, whichever first occurs.

Alpine Shire Council

Notes to the Financial Statements

for the year ended 30 June 2024

Note 3. Funding for the delivery of our services (continued)

3.3 User fees

Registration and other permits	1	–
Building services	259	252
Waste management services	611	572
Engineering works	22	25
Leisure centre and recreation	15	11
Community centres	13	92
Legal costs recovered	17	37
Visitor information centres	238	236
Library income	18	13
Other fees / charges	1	1
Total user fees	1,195	1,239
User fees by timing of revenue recognition		
User fees recognised at a point in time	1,195	1,239
Total user fees	1,195	1,239

User fees are recognised as revenue at a point in time, or over time, when (or as) the performance obligation is satisfied. Recognition is based on the underlying contractual terms.

Alpine Shire Council

Notes to the Financial Statements

for the year ended 30 June 2024

Note 3. Funding for the delivery of our services (continued)

	2024 \$ '000	2023 \$ '000
3.4 Funding from other levels of government		
Grants were received in respect of the following:		
Summary of grants		
Commonwealth funded grants	3,673	6,436
State funded grants	7,405	6,158
Total grants received	11,078	12,594
(a) Operating Grants		
Recurrent - Commonwealth Government		
Financial Assistance Grants ¹	207	5,683
Recurrent - State Government		
School crossing supervisors	46	44
Maternal and child health	459	335
Other	5	–
Rates administration	109	49
Youth services	91	93
Senior citizen centres	–	7
Library services	162	168
Immunisation funding	–	12
Weed management	21	24
Tobacco activity	7	6
Total recurrent operating grants	1,107	6,421
Non-recurrent - Commonwealth Government		
Other	775	–
Bushfire Recovery	1,976	26
Non-recurrent - State Government		
Family and children	137	–
Maternal and child health	25	–
Other	20	–
Learning and development	–	–
Municipal emergency resourcing program	124	–
Economic development and tourism	4	89
Housing	–	–
Community development	48	246
COVID-19 Recovery	60	–
Youth services	59	323
Flood/storm incident and recovery	100	550
Waste	82	59
Bushfire Recovery	192	1,764
Total non-recurrent operating grants	3,602	3,057
Total operating grants	4,709	9,478

Alpine Shire Council

Notes to the Financial Statements

for the year ended 30 June 2024

Note 3. Funding for the delivery of our services (continued)

	2024 \$ '000	2023 \$ '000
(b) Capital Grants		
Recurrent - Commonwealth Government		
Roads to recovery	715	693
Total recurrent capital grants	715	693
Non-recurrent - Commonwealth Government		
Roads	–	34
Non-recurrent - State Government		
Buildings	490	–
Other	336	–
Capital projects	150	15
Roads	1,399	1,285
Bridges	1,115	–
Recreational, leisure	2,164	25
Pathways	–	1,064
Total non-recurrent capital grants	5,654	2,423
Total capital grants	6,369	3,116

(c) Recognition of grant income

Before recognising funding from government grants as revenue the Council assesses whether there is a contract that is enforceable and has sufficiently specific performance obligations in accordance with AASB 15 Revenue from Contracts with Customers. When both these conditions are satisfied, the Council:

- identifies each performance obligation relating to revenue under the contract/agreement
- determines the transaction price
- recognises a contract liability for its obligations under the agreement
- recognises revenue as it satisfies its performance obligations, at the point in time or over time when services are rendered.

Where the contract is not enforceable and/or does not have sufficiently specific performance obligations, the Council applies AASB 1058 *Income for Not-for-Profit Entities*.

Grant revenue with sufficiently specific performance obligations is recognised over time as the performance obligations specified in the underlying agreement are met. Where performance obligations are not sufficiently specific, grants are recognised on the earlier of receipt or when an unconditional right to receipt has been established. Grants relating to capital projects are generally recognised progressively as the capital project is completed. The following table provides a summary of the accounting framework under which grants are recognised.

Income recognised under AASB 1058 Income of Not-for-Profit Entities		
General purpose	1,032	6,233
Specific purpose grants to acquire non-financial assets	8,525	3,116
Other specific purpose grants	1,358	3,057
Revenue recognised under AASB 15 Revenue from Contracts with Customers		
Specific purpose grants	163	188
	11,078	12,594

Alpine Shire Council

Notes to the Financial Statements

for the year ended 30 June 2024

Note 3. Funding for the delivery of our services (continued)

	2024 \$ '000	2023 \$ '000
(d) Unspent grants received on condition that they be spent in a specific manner:		
Operating		
Balance at start of year	751	26
Received during the financial year and remained unspent at balance date	85	971
Received in prior years and spent during the financial year	(477)	(246)
Balance at year end	359	751
Capital		
Balance at start of year	11,563	8,609
Received during the financial year and remained unspent at balance date	(3,038)	2,954
Balance at year end	8,525	11,563

Unspent grants are determined and disclosed on a cash basis.

(1) Decrease in Financial Assistance Grant is due to timing of payment. The majority of the 23/24 grant was paid and recognised in the 22/23 accounts, whilst the 24/25 grant was paid in 24/25 and will be recognised in the 24/25 accounts.

Alpine Shire Council

Notes to the Financial Statements

for the year ended 30 June 2024

Note 3. Funding for the delivery of our services (continued)

	2024 \$ '000	2023 \$ '000
3.5 Contributions		
Monetary contributions		
Monetary	839	906
Total monetary contributions	839	906
Non-monetary contributions		
Non-monetary	3,123	573
Other	94	–
Total non-monetary contributions	3,217	573
Total contributions	4,056	1,479

Contributions of non monetary assets were received in relation to the following asset classes.

Roads	432	403
Other infrastructure	2,691	170
Total non-monetary contributions	3,123	573

Monetary and non monetary contributions are recognised as income at their fair value when Council obtains control over the contributed asset.

3.6 Net gain/(loss) on disposal of property, infrastructure, plant and equipment

Property, infrastructure, plant and equipment

Proceeds of sale	–	45
Written down value of assets disposed	(222)	(5)
Total net gain/(loss) on disposal of property, infrastructure, plant and equipment	(222)	40
Total net gain/(loss) on disposal of property, infrastructure, plant and equipment	(222)	40

The profit or loss on sale of an asset is determined when control of the asset has passed to the buyer.

3.7 Other income

Interest on investments	1,624	1,064
Rent	909	1,174
Other	70	–
Sundry income	3	213
Total other income	2,606	2,451

Interest is recognised as it is earned.

Other income is measured at the fair value of the consideration received or receivable and is recognised when Council gains control over the right to receive the income.

Alpine Shire Council

Notes to the Financial Statements

for the year ended 30 June 2024

Note 4. The cost of delivering services

	2024	2023
	\$ '000	\$ '000
4.1 Employee costs		
(a) Employee costs		
Wages and salaries - permanent	9,254	7,485
WorkCover	240	153
Wages and salaries - casual	565	643
Annual leave and long service leave	895	1,116
Superannuation	1,200	1,000
Fringe benefits tax	16	20
Total employee costs	12,170	10,417

(b) Superannuation

Council made contributions to the following funds:

Defined benefit fund

Employer contributions to Local Authorities Superannuation Fund (Vision Super)	15	33
	15	33

Accumulation funds

Employer contributions to Local Authorities Superannuation Fund (Vision Super)	389	337
Employer contributions - other funds	796	630
	1,185	967

Employer contributions payable at reporting date	57	27
Total superannuation costs	1,200	1,000

The expected contributions to be paid to the Defined Benefit category of Vision Super for the year ending 30 June 2025 is \$12,690. Contributions made exclude amounts accrued at balance date.

Refer to note 9.3 for further information relating to Council's superannuation obligations.

4.2 Materials and services

General maintenance	1,587	1,564
Information technology	240	148
Insurance	59	670
Administration	4,077	3,407
Operational	6,328	5,845
Asset maintenance	1,872	1,826
Non-recurrent projects	1,466	1,883
Total materials and services	15,629	15,343

Expenses are recognised as they are incurred and reported in the financial year to which they relate.

Alpine Shire Council

Notes to the Financial Statements

for the year ended 30 June 2024

Note 4. The cost of delivering services (continued)

	2024 \$ '000	2023 \$ '000
4.3 Depreciation		
Property		
Buildings - non specialised	1,719	1,705
Total depreciation - property	1,719	1,705
Plant and equipment		
Plant machinery and equipment	464	528
Fixtures fittings and furniture	30	26
Computers and telecomms	122	130
Library books	84	77
Total depreciation - plant and equipment	700	761
Infrastructure		
Roads	1,529	1,407
Bridges	577	577
Footways and cycleways	170	149
Drainage	252	133
Recreational, leisure and community	76	56
Waste management	64	62
Parks open spaces and streetscapes	242	240
Total depreciation - infrastructure	2,910	2,624
Total depreciation	5,329	5,090

Refer to note 6 for a more detailed breakdown of depreciation charges and accounting policy.

4.4 Amortisation - Intangible assets

Software and Implementation costs	12	53
Total Amortisation - Intangible assets	12	53

4.5 Allowance for impairment losses

Other debtors	-	(2)
Total allowance for impairment losses	-	(2)
Movement in allowance for impairment losses in respect of debtors		
Balance at the beginning of the year	(2)	(2)
New allowances recognised during the year	-	1
Amounts already allowed for and written off as uncollectible	2	(1)
Balance at end of year	-	(2)

An allowance for impairment losses in respect of debtors is recognised based on an expected credit loss model. This model considers both historic and forward looking information in determining the level of impairment.

Alpine Shire Council

Notes to the Financial Statements

for the year ended 30 June 2024

Note 4. The cost of delivering services (continued)

	2024 \$ '000	2023 \$ '000
4.6 Other expenses		
Auditors' remuneration - VAGO - audit of the financial statements, performance statement and grant acquittals	66	75
Councillors' allowances	298	227
Other	94	–
Council grants and contributions	377	369
Impairment losses	–	22
Total other expenses	835	693
4.7 Landfill rehabilitation expenses		
Landfill rehabilitation expenses		
Additional provisions	161	2,977
Total landfill rehabilitation expenses	161	2,977

Alpine Shire Council

Notes to the Financial Statements

for the year ended 30 June 2024

Note 5. Investing in and financing our operations

	2024 \$ '000	2023 \$ '000
5.1 Financial assets		
(a) Cash and cash equivalents		
Current		
Cash on hand	2	2
Cash at bank	11,052	13,681
Total current cash and cash equivalents	11,054	13,683
Total cash and cash equivalents	11,054	13,683
(b) Other financial assets		
Current		
Term deposits	27,000	29,500
Total current other financial assets	27,000	29,500
Total other financial assets	27,000	29,500
Total current financial assets	38,054	43,183
Total cash and cash equivalents and other financial assets	38,054	43,183

Cash and cash equivalents include cash on hand, deposits at call, and other highly liquid investments with original maturities of three months or less, net of outstanding bank overdrafts.

Other financial assets are valued at fair value, at balance date. Term deposits are measured at original cost. Any unrealised gains and losses on holdings at balance date are recognised as either a revenue or expense.

Other financial assets include term deposits and those with original maturity dates of three to 12 months are classified as current, whilst term deposits with maturity dates greater than 12 months are classified as non-current.

Alpine Shire Council

Notes to the Financial Statements

for the year ended 30 June 2024

Note 5. Investing in and financing our operations (continued)

	2024 \$ '000	2023 \$ '000
(c) Trade & Other Receivables		
Current		
<i>Statutory receivables</i>		
Rates debtors	1,607	1,046
Net GST receivable	400	378
<i>Non-statutory receivables</i>		
Other debtors	284	711
Allowance for expected credit loss - other debtors	(2)	(2)
Total current trade and other receivables	2,289	2,133
Total trade and other receivables	2,289	2,133

Short term receivables are carried at invoice amount. An allowance for expected credit losses is recognised based on past experience and other objective evidence of expected losses. Long term receivables are carried at amortised cost using the effective interest rate method.

(d) Ageing of receivables

The ageing of the Council's trade & other receivables (excluding statutory receivables) that are not impaired was:

Current (not yet due)	82	585
Past due by up to 30 days	3	1
Past due between 31 and 180 days	24	82
Past due between 181 and 365 days	18	5
Past due by more than 1 year	155	36
Total trade and other receivables	282	709

(e) Ageing of individually impaired receivables

At balance date, other debtors representing financial assets with a nominal value of \$2,000(2023: \$2,094) were impaired. The amount of the allowance raised against these debtors was \$2,000(2023: \$2,094).

All of the long outstanding past due amounts have been lodged with Council's debt collectors or are on payment arrangements.

(f) Contract assets

Current

Contract Assets	895	598
Total contract assets	895	598

Contract assets are recognised when Council has transferred goods or services to the customer but where Council is yet to establish an unconditional right to consideration.

Alpine Shire Council

Notes to the Financial Statements

for the year ended 30 June 2024

Note 5. Investing in and financing our operations (continued)

	2024 \$ '000	2023 \$ '000
5.2 Non-financial assets		
(a) Inventories		
Current		
Merchandise	103	96
Total current inventories	103	96
Inventories held for distribution are measured at cost, adjusted when applicable for any loss of service potential. All other inventories, including land held for sale, are measured at the lower of cost and net realisable value. Where inventories are acquired for no cost or nominal consideration, they are measured at current replacement cost at the date of acquisition.		
(b) Other assets		
Current		
Other	60	4
Total current other assets	60	4
Prepayments	22	710
Total current Prepayments	22	710
(c) Intangible assets		
Software and implementation costs	377	135
Total intangible assets	377	135
	Software \$ '000	Total \$ '000
Gross Carrying Amount		
Balance at 1 July 2023	295	295
Other additions	254	254
Balance at 30 June 2024	549	549
Accumulated amortisation and impairment		
Balance at 1 July 2023	160	160
Amortisation expense	12	12
Balance at 30 June 2024	172	172
Net book value at 30 June 2023	135	135
Net book value at 30 June 2024	377	377

Intangible assets with finite lives are amortised as an expense on a systematic basis over the asset's useful life. Amortisation is generally calculated on a straight line basis, at a rate that allocates the asset value, less any estimated residual value over its estimated useful life. Estimates of the remaining useful lives and amortisation method are reviewed at least annually, and adjustments made where appropriate.

Alpine Shire Council

Notes to the Financial Statements

for the year ended 30 June 2024

Note 5. Investing in and financing our operations (continued)

	2024 \$ '000	2023 \$ '000
5.3 Payables, trust funds and deposits and contract and other liabilities		
(a) Trade and other payables		
Current		
<i>Non-statutory payables</i>		
Trade payables	2,004	2,295
Accrued expenses	636	1,959
<i>Statutory payables</i>		
Other	2	–
Other creditors	20	26
Total current trade and other payables	2,662	4,280
(b) Trust funds and deposits		
Current		
Fire services levy	338	168
Retention amounts	251	122
Subdivision works	52	80
Other deposits	58	50
Total current trust funds and deposits	699	420
(c) Contract and other liabilities		
Contract liabilities		
Current		
Grants received in advance:		
Grants received in advance - operating	359	751
Grants received in advance - capital	8,525	11,563
Total grants received in advance	8,884	12,314
User fees received in advance:		
Other	40	–
Total user fees received in advance	40	–
Total current contract liabilities	8,924	12,314
Other liabilities		
Current		
Lease income received in advance	37	36
Total current other liabilities	37	36
Total current contract and other liabilities	8,961	12,350
Other liabilities		
Non-current		
Lease income received in advance	312	349
Total Other liabilities	312	349
Total non-current contract and other liabilities	312	349

Notes to the Financial Statements

for the year ended 30 June 2024

Note 5. Investing in and financing our operations (continued)

Trust funds and deposits

Amounts received as deposits and retention amounts controlled by Council are recognised as trust funds until they are returned, transferred in accordance with the purpose of the receipt, or forfeited. Trust funds that are forfeited, resulting in Council gaining control of the funds, are to be recognised as revenue at the time of forfeit.

Contract liabilities

Contract liabilities reflect consideration received in advance from customers in respect of grant funding received. Contract liabilities are derecognised and recorded as revenue when promised goods and services are transferred to the customer. Refer to Note 3.

Other liabilities

Grant consideration was received from numerous government entities to support the construction of a number of varied assets. Grant consideration is recognised as income following specific guidance under AASB 1058 as the asset is constructed. Income is recognised to the extent of costs incurred-to-date because the costs of construction most closely reflect the staged completion of these projects. As such, Council has deferred recognition of a portion of the grant consideration received as a liability for outstanding obligations.

Lease Income Received in Advance - This represents lease income received in advance for the Bright and Myrtleford Caravan Park leases at the start of the lease to be recognised on a straight line basis over the life of the leases (21 years).

Purpose and nature of items

Other deposits – Deposits are taken by Council as a form of surety in a number of circumstances, including in relation to building works, tender deposits, contract deposits and the use of civic facilities.

Fire Service Levy - Council is the collection agent for fire services levy on behalf of the State Government. Council remits amounts received on a quarterly basis. Amounts disclosed here will be remitted to the State government in line with that process.

Retention Amounts - Council has a contractual right to retain certain amounts until a contractor has met certain requirements or a related warrant or defect period has elapsed. Subject to the satisfactory completion of the contractual obligations, or the elapsing of time, these amounts will be paid to the relevant contractor in line with Council's contractual obligations.

Subdivision works – Council receives deposits as a form of surety from property developers until certain works are completed. Once the works are completed the amounts are refunded.

Alpine Shire Council

Notes to the Financial Statements

for the year ended 30 June 2024

Note 5. Investing in and financing our operations (continued)

	Employee provisions \$ '000	Landfill restoration \$ '000	Total \$ '000
5.4 Provisions			
2024			
Balance at the beginning of the financial year	1,716	6,405	8,121
Additional provisions	974	731	1,705
Amounts used	(766)	(1,701)	(2,467)
Change in the discounted amount arising because of time and the effect of any change in the discount rate	10	(570)	(560)
Balance at the end of the financial year	1,934	4,865	6,799
Provisions			
Provisions - current	1,803	1,264	3,067
Provisions - non-current	131	3,601	3,732
Total Provisions	1,934	4,865	6,799
2023			
Balance at the beginning of the financial year	1,924	4,541	6,465
Additional provisions	865	2,723	3,588
Amounts used	(1,064)	(412)	(1,476)
Change in the discounted amount arising because of time and the effect of any change in the discount rate	(9)	(447)	(456)
Balance at the end of the financial year	1,716	6,405	8,121
Provisions			
Provisions - current	1,604	2,568	4,172
Provisions - non-current	112	3,837	3,949
Total Provisions	1,716	6,405	8,121

Alpine Shire Council

Notes to the Financial Statements

for the year ended 30 June 2024

Note 5. Investing in and financing our operations (continued)

	2024 \$ '000	2023 \$ '000
(a) Employee provisions		
Current provisions expected to be wholly settled within 12 months		
Annual leave	646	526
Long service leave	726	138
Other accrued and parental leave	159	159
	1,531	823
Current provisions expected to be wholly settled after 12 months		
Annual leave	171	141
Long service leave	101	640
	272	781
Total current employee provisions	1,803	1,604
Non-Current		
Long service leave	131	112
Total Non-Current Employee Provisions	131	112

Alpine Shire Council

Notes to the Financial Statements

for the year ended 30 June 2024

Note 5. Investing in and financing our operations (continued)

	2024	2023
	\$ '000	\$ '000
Aggregate Carrying Amount of Employee Provisions:		
Current	1,803	1,604
Non-current	131	112
Total Aggregate Carrying Amount of Employee Provisions	1,934	1,716

The calculation of employee costs and benefits includes all relevant on-costs and are calculated as follows at reporting date.

Annual leave

A liability for annual leave is recognised in the provision for employee benefits as a current liability because the Council does not have an unconditional right to defer settlement of the liability. Liabilities for annual leave are measured at:

- nominal value if the Council expects to wholly settle the liability within 12 months
- present value if the Council does not expect to wholly settle within 12 months.

Liabilities that are not expected to be wholly settled within 12 months of the reporting date are recognised in the provision for employee benefits as current liabilities, measured at the present value of the amounts expected to be paid when the liabilities are settled using the remuneration rate expected to apply at the time of settlement.

Long service leave

Liability for long service leave (LSL) is recognised in the provision for employee benefits. Unconditional LSL is disclosed as a current liability as the Council does not have an unconditional right to defer settlement. Unconditional LSL is measured at nominal value if expected to be settled within 12 months or at present value if not expected to be settled within 12 months. Conditional LSL that has been accrued, where an employee is yet to reach a qualifying term of employment, is disclosed as a non-current liability and measured at present value.

Paid parental leave and other accrued leave

A liability for paid parental leave, time in lieu and rostered day off is recognised in the provision for employee benefits under the Alpine Shire Enterprise Agreement 2020. The liability is measured at the nominal value as it expected to be settled within 12 months.

Key assumptions:

Weighted average increase in employee costs	4.45%	4.35%
Weighted average discount rates	4.35%	4.06%
Weighted average settlement period in years	2	2

Alpine Shire Council

Notes to the Financial Statements

for the year ended 30 June 2024

Note 5. Investing in and financing our operations (continued)

	2024 \$ '000	2023 \$ '000
(b) Landfill restoration		
Current		
Current	1,264	2,568
Total current	1,264	2,568
Non-current		
Non-current	3,601	3,837
Total non-current	3,601	3,837

Council is obligated to restore former landfill sites at Myrtleford and Porepunkah to a particular standard.

The provision for landfill restoration has been calculated based on the present value of the expected cost of works to be undertaken, which has been estimated based on current understanding of work required to reinstate the sites to this standard.

Accordingly, the estimation of the provision required is dependent on the accuracy of the forecast timing of the work, work required and related costs

Key assumptions:

Weighted average increase in restoration costs	3.12%	3.08%
Weighted average discount rates	4.35%	4.06%
Weighted average settlement period in years	3	3

Alpine Shire Council

Notes to the Financial Statements

for the year ended 30 June 2024

Note 5. Investing in and financing our operations (continued)

	2024	2023
	\$ '000	\$ '000

5.5 Financing arrangements

The Council has the following funding arrangements in place as at 30 June 2024.

Bank overdraft	250	250
Credit card	50	50
Total Facilities	300	300
Used facilities	29	24
Used facilities	29	24
Unused facilities	271	276

Alpine Shire Council

Notes to the Financial Statements

for the year ended 30 June 2024

Note 5. Investing in and financing our operations (continued)

5.6 Commitments

The Council has entered into the following commitments. Commitments are not recognised in the Balance Sheet. Commitments are disclosed at their nominal value and presented inclusive of the GST payable.

(a) Commitments for expenditure

	Not later than 1 year \$ '000	Later than 1 year and not later than 2 years \$ '000	Later than 2 years and not later than 5 years \$ '000	Later than 5 years \$ '000	Total \$ '000
2024					
Operating					
Waste management	3,668	3,775	9,750	–	17,193
Electricity	412	412	1,235	823	2,882
Cleaning	917	911	2,733	–	4,561
Other	777	711	85	–	1,573
Total	5,774	5,809	13,803	823	26,209
Capital					
Buildings	1,222	–	–	–	1,222
Roads	138	–	–	–	138
Other	2,988	–	–	–	2,988
Total	4,348	–	–	–	4,348
2023					
Operating					
Waste management	1,965	2,858	2,169	–	6,992
Electricity	412	412	1,235	1,235	3,294
Cleaning	412	42	14	–	468
Other	198	1,158	–	–	1,356
Total	2,987	4,470	3,418	1,235	12,110
Capital					
Buildings	113	–	–	–	113
Roads	336	–	–	–	336
Other	1,693	–	–	–	1,693
Total	2,142	–	–	–	2,142

Alpine Shire Council

Notes to the Financial Statements

for the year ended 30 June 2024

Note 5. Investing in and financing our operations (continued)

	2024	2023
	\$ '000	\$ '000

(b) Operating lease receivables

Operating lease receivables

The Council has entered into commercial property leases on some properties, consisting of caravan parks, a community centre and a cafe. These properties held under operating leases have remaining non-cancellable lease terms between 1 and 18 years. All leases include a CPI based revision of the rental charge annually.

Future undiscounted minimum rentals receivable under non-cancellable operating leases are as follows:

Not later than one year	497	396
Later than one year and not later than five years	1,930	1,379
Later than five years	3,080	1,920
	5,507	3,695

Alpine Shire Council

Notes to the Financial Statements

for the year ended 30 June 2024

Note 6. Assets we manage

6.1 Property, infrastructure, plant and equipment

Summary of property, infrastructure, plant and equipment	Carrying amount 30 June 2023 \$ '000	Additions \$ '000	Contributions \$ '000	Revaluation \$ '000	Disposal \$ '000	Depreciation \$ '000	Write-off \$ '000	Transfers \$ '000	Carrying amount 30 June 2024 \$ '000
Property	107,516	2,253	–	42,239	–	(1,719)	–	193	150,482
Plant and equipment	4,252	616	–	–	(23)	(700)	–	–	4,145
Infrastructure	171,058	3,483	1,123	8,599	–	(2,910)	–	3,221	184,574
Work in progress	11,000	2,653	–	–	–	–	(199)	(7,204)	6,250
Total	293,826	9,005	1,123	50,838	(23)	(5,329)	(199)	(3,790)	345,451

Summary of Work in Progress	Opening WIP \$ '000	Additions \$ '000	Write-off \$ '000	Transfers \$ '000	Closing WIP \$ '000
Property	5,701	580	(145)	(3,665)	2,471
Plant and equipment	–	137	–	–	137
Infrastructure	5,299	1,936	(54)	(3,539)	3,642
Total	11,000	2,653	(199)	(7,204)	6,250

Alpine Shire Council

Notes to the Financial Statements

for the year ended 30 June 2024

Note 6. Assets we manage (continued)

	Land \$ '000	Land under roads \$ '000	Total land \$ '000	Buildings \$ '000	Total buildings \$ '000	Work in progress \$ '000	Total property \$ '000
Property							
At fair value 1 July 2023 (restated)	43,589	27,552	71,141	91,557	91,557	5,701	168,399
Accumulated depreciation at 1 July 2023	–	–	–	(55,182)	(55,182)	–	(55,182)
	43,589	27,552	71,141	36,375	36,375	5,701	113,217
Movements in fair value							
Additions	–	–	–	2,253	2,253	580	2,833
Revaluation	23,829	4,882	28,711	(19,338)	(19,338)	–	9,373
Disposal	–	–	–	–	–	–	–
Write-off	–	–	–	–	–	(145)	(145)
Transfers	–	–	–	193	193	(3,665)	(3,472)
	23,829	4,882	28,711	(16,892)	(16,892)	(3,230)	8,589
Movements in accumulated depreciation							
Depreciation and amortisation	–	–	–	(1,719)	(1,719)	–	(1,719)
Accumulated depreciation on revaluation	–	–	–	32,879	32,879	–	32,879
	–	–	–	31,160	31,160	–	31,160
At fair value 30 June 2024	67,418	32,435	99,853	74,665	74,665	2,471	176,989
Accumulated depreciation at 30 June 2024	–	–	–	(24,022)	(24,022)	–	(24,022)
Carrying amount	67,418	32,435	99,853	50,643	50,643	2,471	152,967

Alpine Shire Council

Notes to the Financial Statements

for the year ended 30 June 2024

Note 6. Assets we manage (continued)

	Plant machinery and equipment \$ '000	Fixtures fittings and furniture \$ '000	Computers and telecomms \$ '000	Library books \$ '000	Total \$ '000	Work in progress \$ '000	Total plant and equipment \$ '000
Plant and Equipment							
At fair value 1 July 2023	6,959	552	1,087	1,012	9,610	–	9,610
Accumulated depreciation at 1 July 2023	(3,695)	(340)	(606)	(717)	(5,358)	–	(5,358)
	3,264	212	481	295	4,252	–	4,252
Movements in fair value							
Additions	528	–	11	77	616	137	753
Revaluation	–	–	–	–	–	–	–
Disposal	(79)	–	–	–	(79)	–	(79)
Transfers	–	(38)	38	–	–	–	–
	449	(38)	49	77	537	137	674
Movements in accumulated depreciation							
Depreciation and amortisation	(464)	(30)	(122)	(84)	(700)	–	(700)
Accumulated depreciation of disposals	56	–	–	–	56	–	56
Accumulated depreciation on revaluation	–	–	–	–	–	–	–
	(408)	(30)	(122)	(84)	(644)	–	(644)
At fair value 30 June 2024	7,409	514	1,137	1,089	10,149	137	10,286
Accumulated depreciation at 30 June 2024	(4,103)	(371)	(729)	(802)	(6,005)	–	(6,005)
Carrying amount	3,306	143	408	287	4,144	137	4,281

Alpine Shire Council

Notes to the Financial Statements

for the year ended 30 June 2024

Note 6. Assets we manage (continued)

	Roads \$ '000	Bridges \$ '000	Footpaths and cycleways \$ '000	Drainage \$ '000	Recrea- tional, leisure and community \$ '000	Waste \$ '000	Parks open spaces and streets- capes \$ '000	Total \$ '000	Work in progress \$ '000	Total infra- structure \$ '000
Infrastructure										
At fair value 1 July 2023	156,405	56,194	17,034	36,790	6,240	1,653	3,284	277,600	5,299	282,899
Accumulated depreciation at 1 July 2023	(62,925)	(17,574)	(7,736)	(13,942)	(2,274)	(458)	(1,633)	(106,542)	–	(106,542)
	93,480	38,620	9,298	22,848	3,966	1,195	1,651	171,058	5,299	176,357
Movements in fair value										
Additions	2,108	208	100	270	275	522	–	3,483	1,936	5,419
Contributions	190	–	37	206	391	–	299	1,123	–	1,123
Revaluation	–	7,554	–	–	–	–	(67)	7,487	–	7,487
Disposal	–	–	–	–	–	–	–	–	–	–
Write-off	–	–	–	–	–	–	–	–	(54)	(54)
Transfers	3,193	–	–	–	28	–	–	3,221	(3,539)	(318)
	5,491	7,762	137	476	694	522	232	15,314	(1,657)	13,657
Movements in accumulated depreciation										
Depreciation and amortisation	(1,529)	(577)	(170)	(252)	(76)	(64)	(242)	(2,910)	–	(2,910)
Accumulated depreciation of disposals	–	–	–	–	–	–	–	–	–	–
Accumulated depreciation on revaluation	–	978	–	–	–	–	134	1,112	–	1,112
	(1,529)	401	(170)	(252)	(76)	(64)	(108)	(1,798)	–	(1,798)
At fair value 30 June 2024	161,897	63,957	17,172	37,266	6,934	2,175	3,518	292,919	3,642	296,561
Accumulated depreciation at 30 June 2024	(64,455)	(17,173)	(7,906)	(14,192)	(2,349)	(521)	(1,741)	(108,337)	–	(108,337)
Carrying amount	97,442	46,784	9,266	23,074	4,585	1,654	1,777	184,582	3,642	188,224

Alpine Shire Council

Notes to the Financial Statements

for the year ended 30 June 2024

Note 6. Assets we manage (continued)

Acquisition

The purchase method of accounting is used for all acquisitions of assets, being the fair value of assets provided as consideration at the date of acquisition plus any incidental costs attributable to the acquisition. Fair value is the price that would be received to sell an asset (or paid to transfer a liability) in an orderly transaction between market participants at the measurement date. Refer also to Note 8.4 for further disclosure regarding fair value measurement.

Where assets are constructed by Council, cost includes all materials used in construction, direct labour, borrowing costs incurred during construction, and an appropriate share of directly attributable variable and fixed overheads.

In accordance with Council's policy, the threshold limits have applied when recognising assets within an applicable asset class and unless otherwise stated are consistent with the prior year.

Asset recognition thresholds and depreciation periods

	Depreciation Period years	Threshold Limit \$ '000
Land	-	-
Land under roads	-	5
Buildings	15 to 100 years	5
Roads	20 to 80 years	5
Bridges	70 years	5
Drainage	50 to 100 years	5
Footpaths and cycleways	22 to 60 years	5
Recreational, leisure and community facilities	15 to 50 years	5
Parks, open space and streetscapes	20 to 50 years	5
Waste management	12 to 20 years	-
Plant, machinery and equipment	3 to 20 years	2
Fixtures, fittings and furniture	5 to 20 years	2
Computers and telecomms	3 to 10 years	2

Land under roads

Council recognises land under roads it controls at fair value.

Depreciation

Buildings, land improvements, plant and equipment, infrastructure, and other assets having limited useful lives are systematically depreciated over their useful lives to the Council in a manner which reflects consumption of the service potential embodied in those assets. Estimates of remaining useful lives and residual values are made on a regular basis with major asset classes reassessed annually. Depreciation rates and methods are reviewed annually.

Where assets have separate identifiable components that are subject to regular replacement, these components are assigned distinct useful lives and residual values and a separate depreciation rate is determined for each component.

Road earthworks are not depreciated on the basis that they are assessed as not having a limited useful life.

Straight line depreciation is charged based on the residual useful life as determined each year.

Depreciation periods used are listed above and are consistent with the prior year unless otherwise stated.

Repairs and maintenance

Where the repair relates to the replacement of a component of an asset and the cost exceeds the capitalisation threshold the cost is capitalised and depreciated. The carrying value of the replaced asset is expensed.

Valuation of land and land under roads

Valuation of land was undertaken by a qualified independent valuation firm, LG Valuations in May 2024. The valuation of land is at fair value, being market value based on highest and best use permitted by relevant land planning provisions. Where land use is restricted through existing planning provisions the valuation is reduced to reflect this limitation. This adjustment is an unobservable input in the valuation. The adjustment has no impact on the comprehensive income statement.

Alpine Shire Council

Notes to the Financial Statements

for the year ended 30 June 2024

Note 6. Assets we manage (continued)

Specialised land is valued at fair value using site values adjusted for englobo (undeveloped and/or unserviced) characteristics, access rights and private interests of other parties and entitlements of infrastructure assets and services. This adjustment is an unobservable input in the valuation. The adjustment has no impact on the comprehensive income statement.

Any significant movements in the unobservable inputs for land and land under roads will have a significant impact on the fair value of these assets.

The date of the current valuation is detailed in the following table.

Valuation of buildings

Valuation of buildings was undertaken by a qualified independent valuation firm, LG Valuations in May 2024. The valuation is at fair value based on depreciated replacement costs.

Details of the Council's land and buildings and information about the fair value hierarchy as at 30 June 2024 are as follows:

	Level 1	Level 2	Level 3	Date of valuation	Type of Valuation
Specialised Land	–	–	33,357	Jun/24	Independent
Non-specialised Land	–	–	34,061	Jun/24	Independent
Land under roads	–	–	32,435	Jun/24	Independent
Specialised buildings	–	–	47,797	Jun/24	Independent
Non-specialised buildings	–	–	2,832	Jun/24	Independent
Total	–	–	150,482		

Valuation of infrastructure

Valuation of Council's infrastructure assets was performed by an asset management consultant Robert Uebergang, Bachelor of Engineering (Civil). The date of the current valuation is detailed in the following table.

The valuation is at fair value based on replacement cost less accumulated depreciation as at the date of valuation.

Formal revaluations were undertaken for Infrastructure assets during 2022/23 (Roads, Stormwater and Sporting Infrastructure) which were predominately based on industry standard unit rates (Rawlinson's Construction Cost Guide).

	Level 1	Level 2	Level 3	Date of valuation	Type of Valuation
Roads	–	–	97,442	Jun/23	Independent
Bridges	–	–	46,784	Jun/24	Indexation
Footpaths and cycleways	–	–	9,266	Jun/23	Independent
Drainage	–	–	23,074	Jun/23	Independent
Waste management	–	–	1,654	Jun/22	Independent
Recreational, leisure & community facilities	–	–	4,585	Jun/23	Independent
Parks, open space & streetscapes	–	–	1,777	Jun/22	Independent
Total	–	–	184,582		

Reconciliation of specialised land

	2024 \$ '000	2023 \$ '000
Land under roads	32,435	4,630
Parks and reserves	4,107	6,488
Facilities	20,421	5,567
Office/depots	8,829	2,553
Total specialised land	65,792	19,238

Alpine Shire Council

Notes to the Financial Statements

for the year ended 30 June 2024

Note 6. Assets we manage

6.2 Investment property

	2024 \$ '000	2023 \$ '000
Balance at beginning of financial year	5,450	3,775
Fair value increment	(672)	1,675
Other ¹	5,222	–
Balance at end of financial year	10,000	5,450

Investment property is held to generate long-term rental yields. Investment property is measured initially at cost, including transaction costs. Costs incurred subsequent to initial acquisition are capitalised when it is probable that future economic benefit in excess of the originally assessed performance of the asset will flow to the Council. Subsequent to initial recognition at cost, investment property is carried at fair value, determined annually by independent valuers. Changes to fair value are recorded in the comprehensive income statement in the period that they arise.

Valuation of investment property

Valuation of investment property has been determined in accordance with an independent valuation by a qualified independent valuer LG Valuation Services Pty Ltd (API Registration no. 62901) who has recent experience in the location and category of the property being valued. The valuation is at fair value, based on the current market value for the property as at 31 May 2024.

(1) One holiday park at each of Porepunkah and Tawonga have been recorded for the first time

Alpine Shire Council

Notes to the Financial Statements

for the year ended 30 June 2024

Note 7. People and relationships

7.1 Council and key management remuneration

(a) Related Parties

Parent entity

Council is the parent entity.

(b) Key Management Personnel

Key management personnel (KMP) are those people with the authority and responsibility for planning, directing and controlling the activities of Alpine Shire Council. The Councillors, Chief Executive Officer and Directors are deemed KMP.

Details of KMP at any time during the year are:

Councillors

John Forsyth - Mayor - 1 June 2023 - 30 June 2024
 Simon Kelley - Councillor 1 July 2023 - 28 November 2023, Deputy Mayor 29 November 2023 - 30 June 2024
 Tony Keeble - Deputy Mayor 1 July 2023 - 28 November 2023, Councillor 29 November 2023 - 30 June 2024
 Ron Janas - Councillor 1 July 2023 to 30 June 2024
 Kelli Prime - Councillor 1 July 2023 to 30 June 2024
 Katarina Hughes - Councillor 1 July 2023 to 30 June 2024
 Sarah Nicholas - Councillor 1 July 2023 to 30 June 2024

Chief Executive Officer and other key management personnel

Will Jeremy - Chief Executive Officer (1 July 2023 - 30 June 2024)
 Alan Rees - Acting Chief Executive Officer (29 Mar 2024 - 7 Apr 2024)
 Helen Havercroft - Director Customer and Community (1 July 2023 - 30 June 2024)
 Ebony Buckley - Acting Director Customer and Community (6 Sept 2023 - 4 Oct 2023)
 Alan Rees - Director Assets (1 July 2023 - 30 June 2024)

	2024 No.	2023 No.
Total Number of Councillors	7	7
Total of Chief Executive Officer and other Key Management Personnel	4	4
Total Number of Key Management Personnel	11	11

Alpine Shire Council

Notes to the Financial Statements

for the year ended 30 June 2024

Note 7. People and relationships (continued)

(c) Remuneration of Key Management Personnel

Remuneration comprises employee benefits including all forms of consideration paid, payable or provided by Council, or on behalf of the Council, in exchange for services rendered. Remuneration of Key Management Personnel and Other senior staff is disclosed in the following categories.

Short-term employee benefits include amounts such as wages, salaries, annual leave or sick leave that are usually paid or payable on a regular basis, as well as non-monetary benefits such as allowances and free or subsidised goods or services.

Other long-term employee benefits include long service leave, other long service benefits or deferred compensation.

Post-employment benefits include pensions, and other retirement benefits paid or payable on a discrete basis when employment has ceased.

Termination benefits include termination of employment payments, such as severance packages.

	2024 \$ '000	2023 \$ '000
Total remuneration of key management personnel was as follows:		
Short-term employee benefits	908	808
Other long-term employee benefits	14	13
Post-employment benefits	65	59
Total	987	880

	2024 No.	2023 No.
The numbers of key management personnel whose total remuneration from Council and any related entities, fall within the following bands:		
\$10,000 - \$19,999	1	–
\$20,000 - \$29,999	2	5
\$30,000 - \$39,999	3	1
\$40,000 - \$49,999	1	1
\$50,000 - \$59,999	–	1
\$90,000 - \$99,999	1	–
\$180,000 - \$189,999	–	1
\$190,000 - \$199,999	–	1
\$200,000 - \$209,999	2	–
\$250,000 - \$259,999	–	1
\$260,000 - \$269,999	1	–
	11	11

Alpine Shire Council

Notes to the Financial Statements

for the year ended 30 June 2024

Note 7. People and relationships (continued)

(d) Remuneration of other senior staff

Other senior staff are officers of Council, other than Key Management Personnel, whose total remuneration exceeds \$170,000 and who report directly to a member of the KMP.

Total remuneration of other senior staff was as follows:

	2024 \$ '000	2023 \$ '000
Short-term employee benefits	–	157
Other long-term employee benefits	–	7
Post-employment benefits	–	15
Termination benefits	–	–
Total	–	179

The number of other senior staff are shown below in their relevant income bands:

	2024 No.	2023 No.
Income Range:		
\$170,000 - \$179,999	–	1
	–	1

	2024 \$ '000	2023 \$ '000
Total remuneration for the reporting year for other senior staff included above, amounted to:	–	179

Alpine Shire Council

Notes to the Financial Statements

for the year ended 30 June 2024

Note 7. People and relationships (continued)

	2024	2023
	\$ '000	\$ '000

7.2 Related party disclosure

(a) Transactions with related parties

During the period Council entered into the following transactions with related parties:

Tourism North East

The CEO is a member of the Tourism North East board of directors. Tourism North East provides marketing and advertising services for Council.

Alpine Children's Services

A Councillor and a Director are Board members. Alpine Children's Services provides provides a nurturing and stimulating environment for the delivery of high quality and affordable childhood education.

Alpine Community Plantation

A director is the Chair of Alpine Community Plantation. The purpose of ACP is operate commuinity recreational space near Bright.

Paid to Related Parties	286	210
-------------------------	-----	-----

Partners of key management personnel that are employed by Council (No.)

Council employed partners of Key Management Personnel. This is a normal Council employee/contractor relationship	1	1
--	---	---

(b) Outstanding balances with related parties

The outstanding balances owing with related parties is to Tourism North East	–	5
--	---	---

(c) Loans to/from related parties

There were no loans either to or from related parties.

Notes to the Financial Statements

for the year ended 30 June 2024

Note 8. Managing uncertainties

8.1 Contingent assets and liabilities

Contingent assets and contingent liabilities are not recognised in the Balance Sheet, but are disclosed and if quantifiable, are measured at nominal value. Contingent assets and liabilities are presented inclusive of GST receivable or payable, respectively.

(a) Contingent assets

Contingent assets are possible assets that arise from past events, whose existence will be confirmed only by the occurrence or non-occurrence of one or more uncertain future events not wholly within the control of the Council.

(b) Contingent liabilities

Contingent liabilities are:

- possible obligations that arise from past events, whose existence will be confirmed only by the occurrence or non-occurrence of one or more uncertain future events not wholly within the control of the Council; or
- present obligations that arise from past events but are not recognised because:
 - it is not probable that an outflow of resources embodying economic benefits will be required to settle the obligation; or
 - the amount of the obligation cannot be measured with sufficient reliability.

Superannuation

Council has obligations under a defined benefit superannuation scheme that may result in the need to make additional contributions to the scheme, matters relating to this potential obligation are outlined below. As a result of the volatility in financial markets the likelihood of making such contributions in future periods exists.

Landfill

Council is responsible for three small landfill sites that have been closed for more than twenty years at Myrtleford, Mount Beauty and Harrietville. These sites are being monitored by Council and it may be required to perform rehabilitation works in the future.

Liability Mutual Insurance

Council is a participant of the MAV Liability Mutual Insurance (LMI) Scheme. The LMI scheme provides public liability and professional indemnity insurance cover. The LMI scheme states that each participant will remain liable to make further contributions to the scheme in respect of any insurance year in which it was a participant to the extent of its participant's share of any shortfall in the provision set aside in respect of that insurance year, and such liability will continue whether or not the participant remains a participant in future insurance years.

Alpine Shire Council

Notes to the Financial Statements

for the year ended 30 June 2024

Note 8. Managing uncertainties (continued)

8.2 Change in accounting standards

Certain new Australian Accounting Standards and interpretations have been published that are not mandatory for the 30 June 2024 reporting period. Council assesses the impact of these new standards.

In December 2022 the Australian Accounting Standards Board (AASB) issued AASB 2022-10 Amendments to Australian Accounting Standards - Fair Value Measurement of Non-Financial Assets of Not-for-Profit Public Sector Entities to modify AASB 13 Fair Value Measurement. AASB 2022-10 amends AASB 13 Fair Value Measurement for fair value measurements of non-financial assets of not-for-profit public sector entities not held primarily for their ability to generate net cash inflows. The AASB 13 modifications:

- are applicable only to not-for-profit public sector entities;
- are limited to fair value measurements of non-financial assets not held primarily for their ability to generate net cash inflows;
- are to be applied prospectively for annual periods beginning on or after 1 January 2024;
- would not necessarily change practice for some not-for-profit public sector entities; and
- do not indicate that entities changing practice in how they measure relevant assets made an error in applying the existing requirements of AASB 13.

Council will assess any impact of the modifications to AASB 13 ahead of the 2024-25 reporting period.

In December 2022 the Australian Accounting Standards Board (AASB) issued AASB 2022-6 Amendments to Australian Accounting Standards - Non-current Liabilities with Covenants. AASB 2022-6 amends AASB 101 Presentation of Financial Statements to improve the information an entity provides in its financial statements about long term liabilities with covenants where the entity's right to defer settlement of those liabilities for at least twelve months after the reporting period is subject to the entity complying with conditions specified in the loan arrangement. The amendments in AASB 2022-6 are effective for annual periods beginning on or after 1 January 2024. Council will assess any impact of the modifications to AASB 101 ahead of the 2024-25 reporting period.

8.3 Financial instruments

(a) Objectives and policies

The Council's principal financial instruments comprise cash assets, term deposits, receivables (excluding statutory receivables), payables (excluding statutory payables) and bank borrowings. Details of the material accounting policy information and methods adopted, including the criteria for recognition, the basis of measurement and the basis on which income and expenses are recognised, in respect of each class of financial asset, financial liability and equity instrument is disclosed in the notes of the financial statements. Risk management is carried out by senior management under policies approved by the Council. These policies include identification and analysis of the risk exposure to Council and appropriate procedures, controls and risk minimisation.

Notes to the Financial Statements

for the year ended 30 June 2024

Note 8. Managing uncertainties (continued)

(b) Market risk

Market risk is the risk that the fair value or future cash flows of Council financial instruments will fluctuate because of changes in market prices. The Council's exposure to market risk is primarily through interest rate risk with only insignificant exposure to other price risks and no exposure to foreign currency risk.

Interest rate risk

Interest rate risk refers to the risk that the value of a financial instrument or cash flows associated with the instrument will fluctuate due to changes in market interest rates. Council's interest rate liability risk arises primarily from long term loans and borrowings at fixed rates which exposes Council to fair value interest rate risk / Council does not hold any interest bearing financial instruments that are measured at fair value, and therefore has no exposure to fair value interest rate risk.

Cash flow interest rate risk is the risk that the future cash flows of a financial instrument will fluctuate because of changes in market interest rates. Council has minimal exposure to cash flow interest rate risk through its cash and deposits that are at floating rates.

Investment of surplus funds is made with approved financial institutions under the *Local Government Act 2020*.

Council manages interest rate risk by adopting an investment policy that ensures:

- diversification of investment product;
- monitoring of return on investment; and
- benchmarking of returns and comparison with budget.

There has been no significant change in the Council's exposure, or its objectives, policies and processes for managing interest rate risk or the methods used to measure this risk from the previous reporting period.

Interest rate movements have not been sufficiently significant during the year to have an impact on the Council's year end result.

(c) Credit risk

Credit risk is the risk that a contracting entity will not complete its obligations under a financial instrument and cause Council to make a financial loss. Council has exposure to credit risk on some financial assets included in the balance sheet. Particularly significant areas of credit risk exist in relation to outstanding fees and fines as well as loans and receivables from sporting clubs and associations. To help manage this risk:

- Council has a policy for establishing credit limits for the entities Council deals with;
- Council may require collateral where appropriate; and
- Council only invests surplus funds with financial institutions which have a recognised credit rating specified in Council's investment policy.

Receivables consist of a large number of customers, spread across the ratepayer, business and government sectors. Credit risk associated with the Council's financial assets is minimal because the main debtor is secured by a charge over the rateable property.

The maximum exposure to credit risk at the reporting date to recognised financial assets is the carrying amount, net of any allowance for impairment of those assets, as disclosed in the balance sheet and notes to the financial statements. Council does not hold any collateral.

Alpine Shire Council

Notes to the Financial Statements

for the year ended 30 June 2024

Note 8. Managing uncertainties (continued)

(d) Liquidity risk

Liquidity risk includes the risk that, as a result of Council's operational liquidity requirements it will not have sufficient funds to settle a transaction when required or will be forced to sell a financial asset at below value or may be unable to settle or recover a financial asset.

To help reduce these risks Council:

- has a liquidity policy which targets a minimum and average level of cash and cash equivalents to be maintained;
- has readily accessible standby facilities and other funding arrangements in place;
- has a liquidity portfolio structure that requires surplus funds to be invested within various bands of liquid instruments;
- monitors budget to actual performance on a regular basis; and
- sets limits on borrowings relating to the percentage of loans to rate revenue and percentage of loan principal repayments to rate revenue.

The Council's maximum exposure to liquidity risk is the carrying amounts of financial liabilities as disclosed on the face of the balance sheet and is deemed insignificant based on prior periods' data and current assessment of risk.

There has been no significant change in Council's exposure, or its objectives, policies and processes for managing liquidity risk or the methods used to measure this risk from the previous reporting period.

All financial liabilities are expected to be settled within normal terms of trade.

Unless otherwise stated, the carrying amounts of financial instruments reflect their fair value.

(e) Sensitivity disclosure analysis

Taking into account past performance, future expectations, economic forecasts, and management's knowledge and experience of the financial markets, Council believes the following movements are 'reasonably possible' over the next 12 months:

- A parallel shift of 0.75% and -1.00% in market interest rates (AUD) from year end rates of 4.10%.

These movements will not have a material impact on the valuation of Council's financial assets and liabilities, nor will they have a material impact on the results of Council's operations.

8.4 Fair value measurement

Fair Value Hierarchy

Council's financial assets and liabilities are not valued in accordance with the fair value hierarchy, Council's financial assets and liabilities are measured at amortised cost.

Council measures certain assets and liabilities at fair value where required or permitted by Australian Accounting Standards. AASB 13 Fair value measurement, aims to improve consistency and reduce complexity by providing a definition of fair value and a single source of fair value measurement and disclosure requirements for use across Australian Accounting Standards.

All assets and liabilities for which fair value is measured or disclosed in the financial statements are categorised within a fair value hierarchy, described as follows, based on the lowest level input that is significant to the fair value measurement as a whole:

Level 1 — Quoted (unadjusted) market prices in active markets for identical assets or liabilities

Level 2 — Valuation techniques for which the lowest level input that is significant to the fair value measurement is directly or indirectly observable; and

Level 3 — Valuation techniques for which the lowest level input that is significant to the fair value measurement is unobservable.

For the purpose of fair value disclosures, Council has determined classes of assets and liabilities on the basis of the nature, characteristics and risks of the asset or liability and the level of the fair value hierarchy as explained above.

In addition, Council determines whether transfers have occurred between levels in the hierarchy by re-assessing categorisation (based on the lowest level input that is significant to the fair value measurement as a whole) at the end of each reporting period.

Alpine Shire Council

Notes to the Financial Statements

for the year ended 30 June 2024

Note 8. Managing uncertainties (continued)

Revaluation

Subsequent to the initial recognition of assets, non-current physical assets, other than plant and equipment, are measured at their fair value, being the price that would be received to sell an asset (or paid to transfer a liability) in an orderly transaction between market participants at the measurement date. (For plant and equipment carrying amount is considered to approximate fair value given short useful lives). At balance date, the Council reviewed the carrying value of the individual classes of assets measured at fair value to ensure that each asset materially approximated its fair value. Where the carrying value materially differed from the fair value at balance date, the class of asset was revalued.

Fair value valuations are determined in accordance with a valuation hierarchy. Changes to the valuation hierarchy will only occur if an external change in the restrictions or limitations of use of an asset result in changes to the permissible or practical highest and best use of the asset. In addition, Council undertakes a formal revaluation of land, buildings, and infrastructure assets on a regular basis ranging from 2 to 4 years. The valuation is performed either by experienced Council officers or independent experts. The following table sets out the frequency of revaluations by asset class.

Asset Class	Revaluation frequency
Land	3-4 years
Buildings	3-4 years
Roads	3-4 years
Bridges	3-4 years
Footpaths and cycleways	3-4 years
Drainage	3-4 years
Recreational, leisure and community facilities	3-4 years
Waste management	3-4 years
Parks, open space and streetscapes	3-4 years
Other infrastructure	3-4 years

Where the assets are revalued, the revaluation increases are credited directly to the asset revaluation reserve except to the extent that an increase reverses a prior year decrease for that class of asset that had been recognised as an expense in which case the increase is recognised as revenue up to the amount of the expense. Revaluation decreases are recognised as an expense except where prior increases are included in the asset revaluation reserve for that class of asset in which case the decrease is taken to the reserve to the extent of the remaining increases. Within the same class of assets, revaluation increases and decreases within the year are offset.

Impairment of assets

At each reporting date, the Council reviews the carrying value of its assets to determine whether there is any indication that these assets have been impaired. If such an indication exists, the recoverable amount of the asset, being the higher of the asset's fair value less costs of disposal and value in use, is compared to the assets carrying value. Any excess of the assets carrying value over its recoverable amount is expensed to the comprehensive income statement, unless the asset is carried at the revalued amount in which case, the impairment loss is recognised directly against the revaluation surplus in respect of the same class of asset to the extent that the impairment loss does not exceed the amount in the revaluation surplus for that same class of asset.

8.5 Events occurring after balance date

No matters have occurred after balance date that require disclosure in the financial report.

Alpine Shire Council

Notes to the Financial Statements

for the year ended 30 June 2024

Note 9. Other matters

	Balance at beginning of reporting period \$ '000	Increase (decrease) \$ '000	Balance at end of reporting period \$ '000
9.1 Reserves			
(a) Asset revaluation reserves			
2024			
Property			
Land	26,856	23,829	50,685
Land under roads	–	4,882	4,882
Buildings	20,998	13,528	34,526
	<u>47,854</u>	<u>42,239</u>	<u>90,093</u>
Plant and equipment			
Books	94	–	94
	<u>94</u>	<u>–</u>	<u>94</u>
Infrastructure			
Roads	38,438	–	38,438
Bridges	32,908	8,532	41,440
Footpaths and cycleways	1,764	–	1,764
Drainage	8,007	–	8,007
Recreational, leisure and community facilities	1,407	–	1,407
Waste	7,983	–	7,983
Parks, open space and streetscapes	1,085	67	1,152
	<u>91,592</u>	<u>8,599</u>	<u>100,191</u>
Total asset revaluation reserves	<u>139,540</u>	<u>50,838</u>	<u>190,378</u>
2023			
Property			
Land	26,856	–	26,856
Buildings	20,998	–	20,998
	<u>47,854</u>	<u>–</u>	<u>47,854</u>
Plant and equipment			
Books	94	–	94
	<u>94</u>	<u>–</u>	<u>94</u>
Infrastructure			
Roads	54,740	(16,302)	38,438
Bridges	32,908	–	32,908
Footpaths and cycleways	1,764	–	1,764
Drainage	353	7,654	8,007
Recreational, leisure and community facilities	510	897	1,407
Waste	7,983	–	7,983
Parks, open space and streetscapes	1,085	–	1,085
	<u>99,343</u>	<u>(7,751)</u>	<u>91,592</u>

Alpine Shire Council

Notes to the Financial Statements

for the year ended 30 June 2024

Note 9. Other matters (continued)

Total asset revaluation reserves	147,291	(7,751)	139,540
----------------------------------	---------	---------	---------

The asset revaluation reserve is used to record the increased (net) value of Council's assets over time.

	Balance at beginning of reporting period \$ '000	Transfer from Accumulated Surplus \$ '000	Transfer to Accumulated Surplus \$ '000	Balance at end of reporting period \$ '000
(b) Other reserves				
2024				
Dinner Plain	845	–	495	1,340
Waste	4,853	(844)	–	4,009
Subdivision recreation	374	–	320	694
Total Other reserves	6,072	(844)	815	6,043
2023				
Dinner Plain	845	–	–	845
Waste	4,853	–	–	4,853
Subdivision recreation	374	–	–	374
Total Other reserves	6,072	–	–	6,072

The **Dinner Plain reserve** is maintained to ensure all rates raised from Dinner Plain properties are quarantined and invested back into Dinner Plain.

The **waste reserve** is maintained to fund landfill rehabilitation works. Where budgeted rehabilitation projects are not carried out in the financial year, funds are allocated to the reserve to fund future rehabilitation work.

The **subdivision recreation reserve** is maintained to account for contributions received under the *Subdivision Act 1988*. This reserve funds future recreational projects which meet the definition in the Act.

Alpine Shire Council

Notes to the Financial Statements

for the year ended 30 June 2024

Note 9. Other matters (continued)

	2024 \$ '000	2023 \$ '000
9.2 Reconciliation of cash flows from operating activities to surplus/(deficit)		
Surplus/(deficit) for the year	6,387	6,301
Non-cash adjustments:		
Depreciation/amortisation	5,341	5,144
Profit/(loss) on disposal of property, infrastructure, plant and equipment	222	(40)
Fair value adjustments for investment property	672	(1,675)
Contributions - Non-monetary assets	(3,123)	(573)
Adjustment landfill rehabilitation expense	161	701
Additions for Intangibles	(142)	–
Change in assets and liabilities:		
(Increase)/decrease in trade and other receivables	(156)	(548)
(Increase)/decrease in inventories	(7)	6
(Increase)/decrease in prepayments	688	(592)
Increase/(decrease) in contract assets	(297)	(487)
Increase/(decrease) in other assets	(56)	–
Increase/(decrease) in trade and other payables	(1,618)	(231)
Increase/(decrease) in provisions	(1,047)	(208)
(Decrease)/increase in trust funds and other deposits	279	120
(Decrease)/increase in contract and other liabilities	(3,426)	3,641
Increase/(Decrease) in landfill restoration provision	–	1,248
Net cash provided by/(used in) operating activities	3,878	12,807

9.3 Superannuation

Council makes the majority of its employer superannuation contributions in respect of its employees to the Local Authorities Superannuation Fund (the Fund). This Fund has two categories of membership, accumulation and defined benefit, each of which is funded differently. Obligations for contributions to the Fund are recognised as an expense in the Comprehensive Income Statement when they are made or due.

Accumulation

The Fund's accumulation category, Vision MySuper/Vision Super Saver, receives both employer and employee contributions on a progressive basis. Employer contributions are normally based on a fixed percentage of employee earnings (for the year ended 30 June 2024, this was 11.0% as required under Superannuation Guarantee (SG) legislation (2023: 10.5%)).

Defined Benefit

Council does not use defined benefit accounting for its defined benefit obligations under the Fund's Defined Benefit category. This is because the Fund's Defined Benefit category is a pooled multi-employer sponsored plan.

There is no proportional split of the defined benefit liabilities, assets or costs between the participating employers as the defined benefit obligation is a floating obligation between the participating employers and the only time that the aggregate obligation is allocated to specific employers is when a call is made. As a result, the level of participation of Alpine Shire in the Fund cannot be measured as a percentage compared with other participating employers. Therefore, the Fund Actuary is unable to allocate benefit liabilities, assets and costs between employers for the purposes of AASB 119.

Funding Arrangements

Council makes employer contributions to the Defined Benefit category of the Fund at rates determined by the Trustee on the advice of the Fund Actuary. A triennial actuarial investigation for the Defined Benefit category as at 30 June 2023 was conducted and completed by 31 December 2023. The vested benefit index (VBI) of the Defined Benefit category as at 30

Alpine Shire Council

Notes to the Financial Statements

for the year ended 30 June 2024

Note 9. Other matters (continued)

June 2023 was 104.1%. Council was notified of the 30 June 2023 VBI during August 2023. The financial assumptions used to calculate the 30 June 2023 VBI were:

Net investment returns 5.7% pa
Salary information 3.5% pa
Price inflation (CPI) 2.8% pa.

The VBI is used as the primary funding indicator. Because the VBI was above 100%, the 30 June 2023 actuarial investigation determined the Defined Benefit category was in a satisfactory financial position and that no change was necessary to the Defined Benefit category's funding arrangements from prior years.

Employer contributions

(a) Regular contributions

On the basis of the results of the 2023 triennial actuarial investigation conducted by the Fund Actuary, Council makes employer contributions to the Fund's Defined Benefit category at rates determined by the Fund's Trustee. For the year ended 30 June 2024, this rate was 11.0% of members' salaries (10.5% in 2022/23). This rate is expected to increase in line with any increases in the SG contribution rate and was reviewed as part of the 30 June 2023 triennial valuation.

In addition, Council reimburses the Fund to cover the excess of the benefits paid as a consequence of retrenchment above the funded resignation or retirement benefit.

(b) Funding calls

If the Defined Benefit category is in an unsatisfactory financial position at an actuarial investigation or the Defined Benefit category's VBI is below its shortfall limit at any time other than the date of the actuarial investigation, the Defined Benefit category has a shortfall for the purposes of SPS 160 and the Fund is required to put a plan in place so that the shortfall is fully funded within three years of the shortfall occurring. The Fund monitors its VBI on a quarterly basis and the Fund has set its shortfall limit at 98% from 26 July 2024 (previously 97%)

In the event that the Fund Actuary determines that there is a shortfall based on the above requirement, the Fund's participating employers (including Council) are required to make an employer contribution to cover the shortfall.

Using the agreed methodology, the shortfall amount is apportioned between the participating employers based on the pre-1 July 1993 and post-30 June 1993 service liabilities of the Fund's Defined Benefit category, together with the employer's payroll at 30 June 1993 and at the date the shortfall has been calculated.

Due to the nature of the contractual obligations between the participating employers and the Fund, and that the Fund includes lifetime pensioners and their reversionary beneficiaries, it is unlikely that the Fund will be wound up. If there is a surplus in the Fund, the surplus cannot be returned to the participating employers.

In the event that a participating employer is wound-up, the defined benefit obligations of that employer will be transferred to that employer's successor.

The 2023 triennial actuarial investigation surplus amounts

An actuarial investigation is conducted annually for the Defined Benefit category of which Council is a contributing employer. Generally, a full actuarial investigation is conducted every three years and interim actuarial investigations are conducted for each intervening year. A full investigation was conducted as at 30 June 2023.

The Fund's actuarial investigations identified the following for the Defined Benefit category of which Council is a contributing employer:

	2023 (Triennial) \$m	2022 (Interim) \$m
- A VBI Surplus	84.7	44.6
- A total service liability surplus	123.6	105.8
- A discounted accrued benefits surplus	141.9	111.9

The VBI surplus means that the market value of the fund's assets supporting the defined benefit obligations exceed the vested benefits that the defined benefit members would have been entitled to if they had all exited on 30 June 2023.

Alpine Shire Council

Notes to the Financial Statements

for the year ended 30 June 2024

Note 9. Other matters (continued)

The total service liability surplus means that the current value of the assets in the Fund's Defined Benefit category plus expected future contributions exceeds the value of expected future benefits and expenses as at 30 June 2023.

The discounted accrued benefit surplus means that the current value of the assets in the Fund's Defined Benefit category exceeds the value of benefits payable in the future but accrued in respect of service to 30 June 2023.

The 2024 interim actuarial investigation

An interim actuarial investigation is being conducted for the Fund's position as at 30 June 2024 as the Fund provides lifetime pensions in the Defined Benefit category. It is anticipated that this actuarial investigation will be completed by October 2024.

The VBI of the Defined Benefit category was 105.4% as at 30 June 2024. The financial assumptions used to calculate the 30 June 2024 VBI were:

Net investment returns 5.6% pa
 Salary information 3.5% pa
 Price inflation (CPI) 2.7% pa

Council was notified of the 30 June 2024 VBI during August 2024.

Because the VBI was above 100%, the Defined Benefit category was in a satisfactory financial position at 30 June 2024 and it is expected that the actuarial investigation will recommend that no change will be necessary to the Defined Benefit category's funding arrangements from prior years.

The 2020 triennial investigation

The last triennial actuarial investigation conducted prior to 30 June 2023 was at 30 June 2020. This actuarial investigation was completed by 31 December 2020. The financial assumptions for the purposes of that investigation was:

	2020 Triennial investigation \$m	2023 Triennial investigation \$m
Net investment return	5.6% pa	5.7% pa
Salary inflation	2.5% pa for two years and 2.75% pa thereafter	3.50% pa
Price inflation	2.0% pa	2.8% pa

Superannuation contributions

Contributions by Council (excluding any unfunded liability payments) to the above superannuation plans for the financial year ended 30 June 2024 are detailed below:

Scheme	Type of scheme	Rate	2024 \$ '000	2023 \$ '000
Vision Super	Defined benefit	11.0% (2023:10.5%)	15	33
Vision Super	Accumulation fund	11.0% (2023:10.5%)	389	337
Other funds	Accumulation fund	11.0% (2023:10.5%)	796	630

There were no contributions outstanding and no loans issued from or to the above schemes as at 30 June 2024.

The expected contributions to be paid to the Defined Benefit category of Vision Super for the year ending 30 June 2025 is \$12,690.

Alpine Shire Council

Notes to the Financial Statements

for the year ended 30 June 2024

Note 10. Changes in accounting policies

There have been no changes to accounting policies in the 2023-24 year.

Note 11. Errors and changes in accounting estimates

11.1 Correction of error/s relating to a previous reporting period – retrospective

During the revaluation process of Council's land, land under roads and building assets Council found the following assets that had not previously been recorded in Council's asset registers. These found assets have been brought to account as an adjustment to Council's prior year asset balance comparatives and to accumulated surplus for the 2022/23 financial year.

Adjustments to the comparative figures for the year ended 30 June 2023

	Original Balance 30 June, 2023 \$ '000	Impact Increase / (decrease) \$ '000	Restated Balance 30 June, 2023 \$ '000
Balance Sheet			
Property, infrastructure, plant and equipment	253,097	40,729	293,826
Total non-current assets	258,682	40,729	299,411
Total Assets	305,406	40,729	346,135
Net Assets	279,886	40,729	320,615
Accumulated surplus	134,274	40,729	175,003
Total Equity	279,886	40,729	320,615
Note 6.1 - Property			
Land	30,842	12,747	43,589
Land under roads	4,630	22,922	27,552
Buildings	31,315	5,060	36,375
Total assets	66,787	40,729	107,516
Total property, infrastructure, plant and equipment	253,097	40,729	293,826

Performance Statement

For the year ended 30 June 2024

Contents

Certification of the Performance Statement	129
Victorian Auditor-General's Office Report.....	130
Description of the municipality	132
Performance Statement	
Sustainable Capacity Indicators.....	133
Service Performance Indicators.....	136
Financial Performance Indicators.....	142
Notes to the accounts	148
Definitions	149

Certification of the Performance Statement

For the year ended 30 June 2024

In my opinion, the accompanying Performance Statement has been prepared in accordance with the *Local Government Act 2020* and the *Local Government (Planning and Reporting) Regulations 2020*.

Tony Cooper

Principal Accounting Officer CPA

Date: 16 October 2024

In our opinion, the accompanying Performance Statement of the Alpine Shire Council for the year ended 30 June 2024 presents fairly the results of Council's performance in accordance with the *Local Government Act 2020* and the *Local Government (Planning and Reporting) Regulations 2020*.

The Performance Statement contains the relevant performance indicators, measures and results in relation to service performance, financial performance and sustainable capacity.

At the date of signing, we are not aware of any circumstances that would render any particulars in the Performance Statement to be misleading or inaccurate.

We have been authorised by the Council and by the *Local Government (Planning and Reporting) Regulations 2020* to certify this Performance Statement in its final form.

Cr Ron Janas

Date: 16 October 2024

Cr Simon Kelley

Date: 16 October 2024

William Jeremy

Chief Executive Officer

Date: 16 October 2024

Independent Auditor's Report

To the Councillors of Alpine Shire Council

Opinion	<p>I have audited the accompanying performance statement of Alpine Shire Council (the council) which comprises the:</p> <ul style="list-style-type: none"> • description of municipality for the year ended 30 June 2024 • sustainable capacity indicators for the year ended 30 June 2024 • service performance indicators for the year ended 30 June 2024 • financial performance indicators for the year ended 30 June 2024 • notes to the accounts • certification of the performance statement. <p>In my opinion, the performance statement of Alpine Shire Council in respect of the year ended 30 June 2024 presents fairly, in all material respects, in accordance with the performance reporting requirements of Part 4 of the <i>Local Government Act 2020</i> and Local Government (Planning and Reporting) Regulations 2020.</p>
Basis for Opinion	<p>I have conducted my audit in accordance with the <i>Audit Act 1994</i> which incorporates the Australian Standards on Assurance Engagements. I further describe my responsibilities under that Act and those standards in the <i>Auditor's Responsibilities for the Audit of the performance statement</i> section of my report.</p> <p>My independence is established by the <i>Constitution Act 1975</i>. My staff and I are independent of the council in accordance with the ethical requirements of the Accounting Professional and Ethical Standards Board's APES 110 <i>Code of Ethics for Professional Accountants</i> (the Code) that are relevant to my audit of the performance statement in Victoria. My staff and I have also fulfilled our other ethical responsibilities in accordance with the Code.</p> <p>I believe that the audit evidence I have obtained is sufficient and appropriate to provide a basis for my opinion.</p>
Councillors' responsibilities for the performance statement	<p>The Councillors are responsible for the preparation and fair presentation of the performance statement in accordance with the performance reporting requirements of the <i>Local Government Act 2020</i> and Local Government (Planning and Reporting) Regulations 2020 and for such internal control as the Councillors determines is necessary to enable the preparation and fair presentation of a performance statement that is free from material misstatement, whether due to fraud or error.</p>

Auditor's responsibilities for the audit of the performance statement

As required by the *Audit Act 1994*, my responsibility is to express an opinion on the performance statement based on the audit. My objectives for the audit are to obtain reasonable assurance about whether the performance statement as a whole is free from material misstatement, whether due to fraud or error, and to issue an auditor's report that includes my opinion. Reasonable assurance is a high level of assurance, but is not a guarantee that an audit conducted in accordance with the Australian Standards on Assurance Engagements will always detect a material misstatement when it exists. Misstatements can arise from fraud or error and are considered material if, individually or in the aggregate, they could reasonably be expected to influence the decisions of users taken on the basis of this performance statement. As part of an audit in accordance with the Australian Standards on Assurance Engagements, I exercise professional judgement and maintain professional scepticism throughout the audit. I also:

- identify and assess the risks of material misstatement of the performance statement, whether due to fraud or error, design and perform audit procedures responsive to those risks, and obtain audit evidence that is sufficient and appropriate to provide a basis for my opinion. The risk of not detecting a material misstatement resulting from fraud is higher than for one resulting from error, as fraud may involve collusion, forgery, intentional omissions, misrepresentations, or the override of internal control.
- obtain an understanding of internal control relevant to the audit in order to design audit procedures that are appropriate in the circumstances, but not for the purpose of expressing an opinion on the effectiveness of the council's internal control
- evaluate the overall presentation, structure and content of the performance statement, including the disclosures, and whether performance statement represents the underlying events and results in a manner that achieves fair presentation.

I communicate with the Councillors regarding, among other matters, the planned scope and timing of the audit and significant audit findings, including any significant deficiencies in internal control that I identify during my audit.

MELBOURNE
21 October 2024



Travis Derricott
as delegate for the Auditor-General of Victoria

Description of the municipality

For the year ended 30 June 2024

The Alpine Shire is situated in north-east Victoria, approximately 300km from the Victorian state capital Melbourne, and 70km south of Albury-Wodonga. The area of the Alpine Shire is 4,790 square kilometres consisting of 92% public land.

The Shire extends from mountain ranges to the valley floor, where residents choose to live predominantly around the three main towns of Bright, Myrtleford and Mount Beauty. Other members of the populace live in the smaller towns, villages and surrounding farming communities that are spread throughout the Shire.

The region offers a diverse lifestyle with a mix of culture, history and experiences. The region is a well-known destination for tourists with festivals, markets, exhibitions, sporting and recreational activities held throughout the Alpine Shire; together with a range of cafes, restaurants and wineries.

The estimated resident population of the Shire is 13,182, a number which significantly increases with the seasonal influx of tourists. Population demographics in the 2021 Census show a lower population of 0-49 year olds, but a much higher population of persons aged 50 and over, as compared to the Victorian averages.

Sustainable Capacity Indicators

For the year ended 30 June 2024

<i>Indicator / measure</i>	Results				<i>Material Variations</i>
	2020/21	2021/22	2022/23	2023/24	
Population					
<i>Expenses per head of municipal population</i> [Total expenses / Municipal population]	\$2,359	\$2,377	\$2,621	\$2,606	Expenses per head has slightly decreased due to a small increase in population, while expenses remained steady.
<i>Infrastructure per head of municipal population</i> [Value of infrastructure / Municipal population]	\$14,467	\$16,858	\$16,528	\$18,633	The net value of Council assets increased from \$186m to \$245m as a result of formal valuations of Council's infrastructure assets, being buildings and bridges.
<i>Population density per length of road</i> [Municipal population / Kilometres of local roads]	22.6	22.6	23.0	22.7	Length of local roads has increased slightly in 2023/24, due to the 2023 Road Audit and improved data reporting. This has had led to a slight reduction in the result for population density per length of road, despite a small increase in population compared to the previous year.
Own-source revenue					
<i>Own-source revenue per head of municipal population</i> [Own-source revenue / Municipal population]	\$1,718	\$1,716	\$2,031	\$1,943	Own source revenue per head of municipal population decreased due to a negative impact on fair value increment as a result of a write down on an investment property.

Sustainable Capacity Indicators (continued)

For the year ended 30 June 2024

Indicator / measure	Results				Material Variations
	2020/21	2021/22	2022/23	2023/24	
<p>Recurrent grants</p> <p><i>Recurrent grants per head of municipal population</i> [Recurrent grants / Municipal population]</p>	\$427.58	\$534.01	\$539.96	\$138.22	Recurrent grants per head of population are lower than previous years due to the timing of the Financial Assistance Grants. The majority of the 2023/24 amount was received in 2022/23, whilst the 2024/25 amount was received in 2024/25.
<p>Disadvantage</p> <p><i>Relative Socio-Economic Disadvantage</i> [Index of Relative Socio-Economic Disadvantage by decile]</p>	5	5	7	7	The Socio-Economic Indexes for Areas (SEIFA) relative socio-economic disadvantage index released from the 2021 census showed a 2 point increase compared to the 2016 census. A higher score indicates a relative lack of disadvantage. The Australian Bureau of Statistics suggests that a higher score may demonstrate fewer households with low incomes, fewer people without qualifications, or fewer people in low skilled occupations. It represents a shift in demographics since the last census, and likely related to the COVID-19 population shift from metropolitan to rural areas.

Sustainable Capacity Indicators (continued)

Sustainable Capacity Indicators (continued)

<i>Indicator / measure</i>	Results				Material Variations
	2020/21	2021/22	2022/23	2023/24	
<p>Workforce turnover</p> <p><i>Percentage of staff turnover</i></p> <p>[Number of permanent staff resignations and terminations / Average number of permanent staff for the financial year] x100</p>	19.6 %	26.5 %	27.9 %	25.9 %	Staff turnover remains high, although there has been a slight reduction compared to a peak experienced in 2022/23. Council has experienced higher staff turnover since COVID-19 impacts in early 2020.

Service Performance Indicators

For the year ended 30 June 2024

Service / indicator / measure	Results			Target as per Budget	Result	Material Variations
	2020/21	2021/22	2022/23	2023/24	2023/24	
Aquatic Facilities Utilisation <i>Utilisation of aquatic facilities</i> [Number of visits to aquatic facilities / Population]	1.9	2.7	2.4	N/A	3.0	Utilisation of Council's three facilities increased substantially compared to the previous year. This was reflected in an increase in membership and casual visitation, particularly in Bright and Mount Beauty. Warmer summer weather also promoted increased visitation in the outdoor pools located in Mount Beauty and Myrtleford.
Animal Management Health and safety <i>Animal management prosecutions</i> [Number of successful animal management prosecutions / Number of animal management prosecutions] x 100	0%	0%	0%	N/A	0%	No animal management prosecutions were presented to court in 2023/24.

Service Performance Indicators (continued)

For the year ended 30 June 2024

Service/indicator/measure	Results			Target as per Budget	Result	Material Variations
	2020/21	2021/22	2022/23	2023/24	2023/24	
Food Safety Health and safety Critical and major non-compliance outcome [Number of critical non-compliance outcome notifications and major non-compliance notifications about a food premises followed up / Number of critical non-compliance outcome notifications and major non-compliance notifications about a food premises] x100	100.0 %	100.0 %	100.0 %	N/A	0.0 %	No critical or major non-compliance notifications were received in calendar year 2023. A new Environmental Health Coordinator commenced with Council August 2023 and focused on improved food safety awareness to promote compliance with the Food Safety Standards and provide assistance and resources to support businesses impacted by significant events, such as flooding and power outages. Processes and procedures have also been improved to accurately capture and follow up on complaints.

Service Performance Indicators (continued)

For the year ended 30 June 2024

Service/indicator/measure	0			Target as per Budget	Result	Material Variations
	2020/21	2021/22	2022/23	2023/24	2023/24	
Governance Consultation and engagement Satisfaction with community consultation and engagement [Community satisfaction rating out of 100 with how Council has performed on community consultation and engagement]	57	55	50	55	46	The reported decrease in satisfaction with Council's community consultation and engagement mirrors a decline in both Small Rural Council and Statewide averages compared to the previous years. Council changed from annual community surveying in 2022/23, to quarterly surveying in 2023/24, with the aim of reducing seasonal / single issue impacts on results. Council introduced an online engagement platform in October 2023, attracting 860 members by 30 June 2024. This digital platform helps to support the face-to-face and traditional engagement and communication methods that Council utilises.
Libraries Participation Library membership [Number of registered library members / Population] x100	New in 2023/24	New in 2023/24	New in 2023/24	N/A	32.2 %	Library membership is a new measure in 2023/24, hence there is no historical trend to compare to the current result.

Service Performance Indicators (continued)

For the year ended 30 June 2024

Service/indicator/measure	Results			Target as per Budget	Result	Material Variations
	2020/21	2021/22	2022/23	2023/24	2023/24	
Maternal and Child Health (MCH) Participation						
<i>Participation in the MCH service</i> [Number of children who attend the MCH service at least once (in the year) / Number of children enrolled in the MCH service] x100	81.8 %	83.4 %	83.4 %	N/A	84.0 %	Participation in the Maternal and Child Health service continues to show high demand for service.
<i>Participation in the MCH service by Aboriginal children</i> [Number of Aboriginal children who attend the MCH service at least once (in the year) / Number of Aboriginal children enrolled in the MCH service] x100	85.7 %	64.7 %	82.6 %	N/A	89.5 %	Council has a small number of First Nations children enrolled in the Maternal and Child Health service, therefore a slight change in participation creates a greater change in overall results.

Service Performance Indicators (continued)

For the year ended 30 June 2024

Service/indicator/measure	Results			Target as per Budget	Result	Material Variations
	2020/21	2021/22	2022/23	2023/24	2023/24	
Roads Condition <i>Sealed local roads maintained to condition standards</i> [(Number of kilometres of sealed local roads below the renewal intervention level set by Council / Kilometres of sealed local roads] x100	98.8%	98.8%	99.4%	95.0%	99.6%	An external Road Auditor completed a full condition inspection on all Council-owned roads in 2023. The data received from the experienced auditors was used to determine the condition index of all Council-owned roads. This data is reviewed by Council staff each year to see if the road is retaining its condition and the results are fed back into the Asset Management System when inspected.
Statutory Planning Service standard <i>Planning applications decided within required time</i> [(Number of regular planning application decisions made within 60 days) + (Number of VicSmart planning application decisions made within 10 days) / Number of planning application decisions made] x100	62.3 %	41.4 %	19.4 %	67.0%	22.8%	Council has commissioned a new software system to assist in managing planning application processes, and the team continues to address data quality issues. Resourcing constraints have negatively impacted service standards.

Service Performance Indicators (continued)

For the year ended 30 June 2024

Service/indicator/measure	Results			Target as per Budget	Result	Material Variations
	2020/21	2021/22	2022/23	2023/24	2023/24	
Waste Management Waste diversion <i>Kerbside collection waste diverted from landfill</i> [Weight of recyclables and green organics collected from kerbside bins / Weight of garbage, recyclables and green organics collected from kerbside bins] x100	40.0 %	40.0 %	39.8 %	47.0%	73.4 %	Council introduced a FOGO service commencing 1 July 2023, reflecting the large increase in kerbside collection diverted from landfill. This has been complemented by the tonnage of waste collected reducing significantly compared to the previous year.

Financial Performance Indicators

For the year ended 30 June 2024

Dimension / indicator /	Results			Target as per Budget	Result	Forecasts				Material Variations
	2020/21	2021/22	2022/23	2023/24	2023/24	2024/25	2025/26	2026/27	2027/28	
Efficiency										
<i>Expenditure level</i>										
<i>Expenses per property</i> [Total expenses / Number of property assessments]	\$3,423	\$3,451	\$3,818	\$3,836	\$3,794	\$4,232	\$4,211	\$4,298	\$4,388	An increase in the number of property assessments shows an apparent decrease in expenses per assessment while expenses remained steady. The forecast figures increase in line with general budget indexation increase.
<i>Revenue level</i>										
<i>Average rate per property</i> [General rates and Municipal charges / Number of property assessments]	\$1,717	\$1,787	\$1,852	N/A	\$1,886	\$1,950	\$1,995	\$2,035	\$2,075	Growth in average rate per property assessment reflects continued compliance with the Victorian Government Fair Go Rates system.

Financial Performance Indicators (continued)

For the year ended 30 June 2024

Dimension / indicator /	Results			Target as per Budget	Result	Forecasts				Material Variations
	2020/21	2021/22	2022/23	2023/24	2023/24	2024/25	2025/26	2026/27	2027/28	
Liquidity										
<i>Working capital</i>										
<i>Current assets compared to current liabilities</i> [Current assets / Current liabilities] x100	293.1 %	235.0 %	220.2 %	349.1%	269.2%	255.4%	241.3%	220.3%	205.4%	The ratio of current assets compared to current liabilities is affected by a reduction in current liabilities across unearned revenue and employee provisions. The decrease in future year forecasts shows Council reducing its cash position as it delivers projects.
<i>Unrestricted cash</i>										
<i>Unrestricted cash compared to current liabilities</i> [Unrestricted cash / Current liabilities] x100	15.1 %	18.2 %	-44.8 %	N/A	-55.2%	-61.2%	-44.7%	-39.0%	-32.6%	Unrestricted cash for the purposes of this measure exclude term deposits with a greater than 90 day maturity term. The increase in this measure is a result of an increase in liabilities due to unrecognised grants revenue. Unrecognised grants revenue is a liability until the terms of the grant have been met, at which time Council recognises the revenue as earned.

Financial Performance Indicators (continued)

For the year ended 30 June 2024

Dimension / indicator /	Results			Target as	Result	Forecasts				Material Variations
	2020/21	2021/22	2022/23	per Budget 2023/24	2023/24	2024/25	2025/26	2026/27	2027/28	
Obligations										
Loans and borrowings										
<i>Loans and borrowings</i> [Interest bearing loans and borrowings / Rate revenue] x100	0.0 %	0.0 %	0.0 %	0.0%	0.0%	0.0%	0.0%	0.0%	0.0%	Council continues to operate free from borrowings and has no plans to do so in the short to mid term.
<i>Loans and borrowings</i> [Interest and principal repayments on interest bearing loans and borrowings / Rate revenue] x100	0.0 %	0.0 %	0.0 %	0.0%	0.0%	0.0%	0.0%	0.0%	0.0%	Council continues to operate free from borrowings and has no plans to do so in the short to mid term.
Indebtedness										
<i>Non-current liabilities compared to own source revenue</i> [Non-current liabilities / Own source revenue] x100	17.6 %	11.1 %	16.1 %	N/A	15.8%	34.1%	41.9%	29.4%	24.3%	Non-Current liabilities decreased in 2023/24 as a result of a reduction of the landfill rehabilitation provision. This reduction was the result of work Council has undertaken to cap the landfills. Council has a number of contracts that expire in 2025/26 representing a peak in non-current liabilities. In following years, these decrease as these contracts expire, pending new contracts being awarded.

Financial Performance Indicators (continued)

For the year ended 30 June 2024

Dimension / indicator /	Results			Target as per Budget	Result	Forecasts				Material Variations
	2020/21	2021/22	2022/23	2023/24	2023/24	2024/25	2025/26	2026/27	2027/28	
<i>Asset renewal and upgrade</i>										
<i>Asset renewal and upgrade compared to depreciation</i> [Asset renewal and asset upgrade expense / Asset depreciation] x100	93.1%	216.9%	163.7%	111.4%	156.1%	128.3%	114.5%	114.1%	113.4%	A number of renewal and upgrade projects were completed during 2023/24, and depreciation was less than budgeted. The forecast decrease in this ratio represents a decrease in the capital work plan. The capital work plan will be reassessed while preparing the 10 year Asset Plan, due in late 2025.

Financial Performance Indicators (continued)

For the year ended 30 June 2024

Dimension / indicator /	Results			Target as	Result	Forecasts				Material Variations
	2020/21	2021/22	2022/23	per Budget 2023/24	2023/24	2024/25	2025/26	2026/27	2027/28	
Operating position Adjusted underlying result										
<i>Adjusted underlying surplus (or deficit)</i> [Adjusted underlying surplus (deficit)/ Adjusted underlying revenue] x100	3.8 %	4.5 %	8.7 %	N/A	-10.7%	-16.0%	-12.0%	-12.1%	-12.2%	Adjusted underlying surplus (or deficit) is quite changeable from year to year depending on the amount of non-recurrent grant funding (including Bushfire and Flood Recovery related funding). Council received the majority of its 2023/24 Financial Assistance Grant in the prior year (2022/23), whilst the 2024/25 grant was wholly received in 2024/25. The decrease in the forecast ratio represents an increase in the cost of delivering services compared to the growth in rate revenue.

Financial Performance Indicators (continued)

For the year ended 30 June 2024

Dimension / indicator /	Results			Target as per Budget	Result	Forecasts				Material Variations
	2020/21	2021/22	2022/23	2023/24	2023/24	2024/25	2025/26	2026/27	2027/28	
Stability										
Rates concentration										
<i>Rates compared to adjusted underlying revenue</i>	59.7 %	60.2 %	54.6 %	67.7%	70.1%	68.4%	67.9%	67.9%	67.9%	Grants funding related to the Financial Assistance Grant was not received in 2023/24 - funding was received in 2022/23 and 2024/25, ensuring that rates show as a growing source of revenue.
[Rate revenue / Adjusted underlying revenue] x100										
Rates effort										
<i>Rates compared to property values</i>	0.50 %	0.37 %	0.34 %	N/A	0.28%	0.29%	0.29%	0.28%	0.27%	Increases in the Capital Improved Value (CIV) for property valuations across the Alpine Shire have occurred over the last couple of years. This has reduced the rate in the dollar compared to property values in the current year, and into future years.
[Rate revenue / Capital improved value of rateable properties in the municipality] x100										

Notes to the accounts

For the year ended 30 June 2024

1. Basis of preparation

Council is required to prepare and include a Performance Statement within its Annual Report. The Performance Statement includes the results of the prescribed sustainable capacity, service performance and financial performance indicators and measures together with a description of the municipal district and an explanation of material variations in the results. This statement has been prepared to meet the requirements of the *Local Government Act 2020* and *Local Government (Planning and Reporting) Regulations 2020*.

Where applicable the results in the Performance Statement have been prepared on accounting bases consistent with those reported in the Financial Statements. The other results are based on information drawn from council information systems or from third parties (e.g. Australian Bureau of Statistics or the Council's satisfaction survey provider).

The Performance Statement presents the actual results for the current year and the previous three years, along with the current year's target, if mandated by the *Local Government (Planning and Reporting) Regulations 2020*. Additionally, for the prescribed financial performance indicators and measures, the performance statement includes the target budget for the current year and the results forecast for the period 2024/25 to 2027/28 by the Council's Financial Plan.

The *Local Government (Planning and Reporting) Regulations 2020* requires explanation of any material variations in the results contained in the performance statement. Council has adopted materiality thresholds relevant to each indicator and measure and explanations have not been provided for variations below the materiality thresholds unless the variance is considered to be material because of its nature.

Definitions

For the year ended 30 June 2024

Key term	Definition
Aboriginal children	means a child who is an Aboriginal person
Aboriginal person	has the same meaning as in the Aboriginal Heritage Act 2006
adjusted underlying revenue	means total income other than: <ul style="list-style-type: none"> · non-recurrent grants used to fund capital expenditure; and · non-monetary asset contributions; and · contributions to fund capital expenditure from sources other than those referred to above
adjusted underlying surplus (or deficit)	means adjusted underlying revenue less total expenditure
annual report	means an annual report prepared by a council under section 98 of the Act
asset renewal expenditure	means expenditure on an existing asset or on replacing an existing asset that returns the service capability of the asset to its original capability
asset upgrade expenditure	means expenditure that— (a) enhances an existing asset to provide a higher level of service; or (b) extends the life of the asset beyond its original life
critical non-compliance outcome notification	means a notification received by council under section 19N(3) or (4) of the <i>Food Act 1984</i> , or advice given to council by an authorized officer under that Act, of a deficiency that poses an immediate serious threat to public health
current assets	has the same meaning as in the Australian Accounting Standards
current liabilities	has the same meaning as in the Australian Accounting Standards
food premises	has the same meaning as in the <i>Food Act 1984</i>
intervention level	means the level set for the condition of a road beyond which a council will not allow the road to deteriorate and will need to intervene
local road	means a sealed or unsealed road for which the council is the responsible road authority under the <i>Road Management Act 2004</i>
major non-compliance outcome notification	means a notification received by a council under section 19N(3) or (4) of the <i>Food Act 1984</i> , or advice given to council by an authorized officer under that Act, of a deficiency that does not pose an immediate serious threat to public health but may do so if no remedial action is taken
MCH	means the Maternal and Child Health Service provided by a council to support the health and development of children within the municipality from birth until school age
non-current liabilities	means all liabilities other than current liabilities

Definitions (continued)

For the year ended 30 June 2024

Key term	Definition
own-source revenue	means adjusted underlying revenue other than revenue that is not under the control of council (including government grants)
population	means the resident population estimated by council
rate revenue	means revenue from general rates, municipal charges, service rates and service charges
relative socio-economic disadvantage	in relation to a municipal district, means the relative socio-economic disadvantage, expressed as a decile for the relevant financial year, of the area in which the municipal district is located according to the Index of Relative Socio-Economic Disadvantage of SEIFA
restricted cash	means cash, cash equivalents and financial assets, within the meaning of the Australian Accounting Standards, not available for use other than for a purpose for which it is restricted, and includes cash to be used to fund capital works expenditure from the previous financial year
SEIFA	means the Socio-Economic Indexes for Areas published from time to time by the Australian Bureau of Statistics on its Internet site
unrestricted cash	means all cash and cash equivalents other than restricted cash

Page intentionally left blank

Produced by:

Alpine Shire Council

PO Box 139

BRIGHT VIC 3741

Email: info@alpineshire.vic.gov.au

Web: www.alpineshire.vic.gov.au

Facebook: [/alpineshirecouncil](https://www.facebook.com/alpineshirecouncil)

Instagram: [@alpineshirecouncil](https://www.instagram.com/alpineshirecouncil)

Bright Council Offices (Head Office)

2 Churchill Avenue, BRIGHT VIC 3741

Telephone: (03) 5755 0555

Facsimile: (03) 5755 1811

Myrtleford Customer Service Centre

Corner Standish Street and O'Donnell Avenue, Myrtleford

Telephone: (03) 5752 2038

Mount Beauty Customer Service Centre

Lakeside Avenue, Mount Beauty

Telephone: (03) 5754 4542



INSTRUMENT OF APPOINTMENT AND
AUTHORISATION
*(PLANNING AND ENVIRONMENT
ACT 1987)*

Statutory Planning Officer

Matthew Cooper – October 2024

Instrument of Appointment and Authorisation

In this Instrument 'officer' means –

OFFICER	TITLE	NAME
PO	Statutory Planning Officer	Matthew COOPER

By this Instrument of Appointment and Authorisation, Alpine Shire Council –

- Under s147(4) of the *Planning and Environment Act 1987* – appoints the **PO** to be an authorised officer for the purposes of the *Planning and Environment Act 1987* and the regulations made under that Act; and

It is declared that this Instrument -

- comes into force immediately upon its execution;
- remains in force until varied or revoked.

This Instrument is authorised by a resolution of the Alpine Shire Council made on **22 October 2024**.

THE COMMON SEAL OF THE
ALPINE SHIRE COUNCIL was
hereunto affixed 22nd day of
October 2024 in the presence of:

.....
COUNCILLOR NAME

.....
SIGNATURE

.....
COUNCILLOR NAME

.....
SIGNATURE

.....
CHIEF EXECUTIVE OFFICER NAME

.....
SIGNATURE

INSTRUMENT OF APPOINTMENT AND
AUTHORISATION
*(PLANNING AND ENVIRONMENT
ACT 1987)*

Statutory Planning Officer

Oh Young Lee – October 2024

Instrument of Appointment and Authorisation

In this Instrument 'officer' means –

OFFICER	TITLE	NAME
PO	Statutory Planning Officer	Oh Young LEE

By this Instrument of Appointment and Authorisation, Alpine Shire Council –

- Under s147(4) of the *Planning and Environment Act 1987* – appoints the **PO** to be an authorised officer for the purposes of the *Planning and Environment Act 1987* and the regulations made under that Act; and

It is declared that this Instrument -

- comes into force immediately upon its execution;
- remains in force until varied or revoked.

This Instrument is authorised by a resolution of the Alpine Shire Council made on **22 October 2024**.

THE COMMON SEAL OF THE
ALPINE SHIRE COUNCIL was
hereunto affixed 22nd day of
October 2024 in the presence of:

.....
COUNCILLOR NAME	SIGNATURE

.....
COUNCILLOR NAME	SIGNATURE

.....
CHIEF EXECUTIVE OFFICER NAME	SIGNATURE



NO.2024/25-02 – 20 SEPTEMBER 2024

Audit and Risk Committee Meeting

Minutes

COMMITTEE MEMBERS

Julie Guest, Chair - apology

Craig Covich

Gerard Moore

Jason Young – Acting Chair

Cr John Forsyth, Mayor

Cr Ron Janas - apology

OFFICERS

Will Jeremy, Chief Executive Officer

Nathalie Cooke, Acting Director Customer and Community - apology

Alan Rees, Director Assets

Tony Cooper, Manager Corporate

Warren Bennett, Acting Financial Accountant

EXTERNAL AUDITORS

Johnsons MME

Stephen Clarke, Director, Johnsons MME

COUNCILLORS

Councillors have a standing invitation to attend the meeting as observers.

Contents

1. Acknowledgement of traditional custodians, and recognition of all people.....	3
2. Apologies.....	3
3. Declarations by Committee members of conflict of interest.....	3
4. Report by External Auditor.....	3
5. Reports by officers.....	4
6. General business	9
7. Next meeting.....	9

1. Acknowledgement of traditional custodians, and recognition of all people

2. Apologies

Cr Ron Janas

Julie Guest, Chair

Nathalie Cooke, Acting Director Customer and Community

3. Declarations by Committee members of conflict of interest

Nil

4. Report by External Auditor

Introduction

External Auditors, Stephen Clarke, Director Johnsons MME, will attend the meeting via audio and/or video conferencing to discuss the VAGO Audit year ending 30 June 2024.

The discussion will be held in two sessions as follows:

Session	Participants	Items for discussion
1	Auditors Committee members Management	<ul style="list-style-type: none"> Year-end financial audit results Performance statement Any other specific queries raised by the Committee or the External Auditor
2	Auditors Committee members	<ul style="list-style-type: none"> Matters raised by the Committee or External Auditor under section 6.6 of the Committee Charter

5. Reports by officers

5.1.1 Approval in Principle - Financial Statements and Performance Statement

Introduction

The purpose of this report is to present the draft Financial Statements and Performance Statement for the year ended 30 June 2024 for review and approval in principle.

RECOMMENDATION

That the Audit and Risk Committee endorses Council's draft Financial Statements and Performance Statement for the year ended 30 June 2024 for Council approval in principle, subject to non-material amendments identified by the external auditors.

Not Carried

Motion to lay Annual Financial and Performance Statements on the table and reconvene on 8 October 2024 to progress.

Carried

Background

Section 98 of the *Local Government Act 2020* requires Council to prepare an Annual Report for each financial year that contains a report on the operations of the Council, an audited performance statement and audited financial statements.

Section 99 of the *Local Government Act 2020* requires Council to pass a resolution giving its approval in principle to the draft Financial Statements and draft Performance Statement prior to submitting the statements to the auditor so that they may prepare their reports.

This report provides an overview of the results in Council's draft Financial Statements and draft Performance Statement which are provided in full in the attachments.

Once approval in principle has been provided and Council has incorporated any changes recommended or agreed by the auditor, the Financial Statements and Performance Statement must be certified by two Councillors authorised by Council prior to the auditors signing their report.

Financial Statement Process

The process of preparing the accounts for 2023/24 has been delayed for a number of reasons, creating delays with the finalisation of the audit. These issues can be summarised as:

- Resourcing – The Financial Accountant left during the audit preparation period, and we are currently in recruitment for a replacement. Council has engaged a previous employee in the Financial Accountant role on a temporary basis to provide knowledge continuity and resourcing to support the audit.

- New Annual Financial Statement tool – A new tool was implemented close to the audit period, and some remapping of accounts was required during the audit period.
- New Auditors – Our auditors require a higher level of evidence and support to previous and some additional work was required to meet these requirements.
- Prior Year Balances - It has been identified that the balances for 2022/23 did not match the general ledger. Detailed work has been required to rebuild assets information and to rectify a number of prior issues.

Issues identified regarding Council's preparedness for this audit have been taken on board and a 2024/25 workplan is being developed to assist with the next year's audit processes. This will be distributed to the Audit and Risk Committee for feedback.

Financial Statements

The Financial Statements show Council's financial performance, financial position, and cash flows against the previous year.

In summary, Council ended the 2023/24 year with an operating surplus of \$5.81m, which was \$0.49m lower than the \$6.30m surplus in 2022/23 financial year. The 2023/24 Annual Budget (the Budget) projected a surplus of \$2.67m, \$3.14m lower than the actual result.

The higher than budgeted result was primarily due to the increase in other revenue associated with interest on investments and rental returns on investment properties. This was offset to a degree by lower grants amounts caused by receipt of the majority of the 2023/24 Financial Assistance Grant in 2022/23 and the payment of the 2024/25 grant in 2024/25.

The lower surplus result compared to prior year is due to higher expenses for Employee costs, being \$1.75m, and Depreciation being \$0.24m.

The total comprehensive result for the 2023/24 Financial year is \$97.38m, which includes an asset revaluation increment of \$91.57m. During the 2023/24 financial year, Council formally had Land, Land Under Roads and Buildings revalued. Along with these revaluations and an improved asset management system, the value of the Council's asset base increased. For example, the category of Land Under Roads grew from \$4.6m to \$32.4m, due to the inclusion of the road reserve in the land Under Roads calculation. These increases are processed through the asset revaluation reserve.

1. Income

Altogether Council received \$38.61m in income which was \$0.12m favourable to the Budget projection of \$38.49m. Key variances to budget were as follows:

1.1 Grants - operating

Council recognised total operating grant income of \$4.70m which was \$0.90m unfavourable to budget (\$5.60m). This was due to the receipt of the majority of the 2023/24 Financial Assistance grant in 2022/23 and the 2024/25 grant being received in 2024/25.

1.2 Grants - capital

Council received total capital grant income of \$4.235m which was \$1.435m less than the budget of \$5.666. This was due to the receipt of funds from grants that have been

classified as unearned revenue as council has yet to complete and acquit the funds. These funds are recognised as a liability.

1.3 Contribution - Non-Monetary

Council budgeted for non-monetary contributions of \$1.300m. Council has received non-monetary contributions of \$3.123m, which includes land from subdivisions and the inclusion of the Porepunkah Holiday Park in Council's accounts.

1.4 Fair Value Increment on Investment Property

Council undertook valuations on the four investment properties under its control. The decrease in the accounts is due to the valuation of Tawonga Holiday Park being less than the amount spent on refurbishing the park, creating a write down of \$1.7m. This was partly offset by an upwards increase in the valuation for Myrtleford and Bright Holiday parks of \$0.95m.

2. Expenses

Overall expenses were \$32.8m which was \$2.97m lower than the Budget of \$35.77m.

Significant expense variances included employee costs, which were higher at \$12.2m compared to a budget of \$12.0m, due to adoption of a new Enterprise Agreement partly offset by position vacancies; and materials and services costs being \$15.2m against a budget of \$15.6m. Additionally the landfill rehabilitation expense decreased as a result of a review of the provision account.

2.1 Depreciation

Depreciation was \$5.3m which was \$1.9m favourable to Budget of \$7.3m and reflecting an increase in a number of asset classes.

Performance Statement

The Performance Statement provides an overview of Council progress against key performance indicators. The Local Government Performance Reporting Framework (LGPRF) provides the basis for these indicators to enable a uniform Performance Statement across all Victorian councils.

An overview of movement in results is provided below:

- Utilisation of aquatic facilities increased significantly in 2023/24, with increased membership and casual visitation in Bright and Mount Beauty, and warmer summer weather promoting increased visitation to the outdoor pools in Mount Beauty and Myrtleford.
- Community satisfaction with Council's community consultation and engagement mirrors a decline in both Small Rural Council and Statewide averages compared to previous years. Council has launched an online engagement platform, which complements traditional engagement and communication methods.
- Kerbside waste diverted from landfill has increased significantly compared to the previous year as a result of the introduction of the Food Organics Garden Organics (FOGO) kerbside collection introduced on 1 July 2023.

Generally, the financial indicators show that Council is financially sustainable and that services are being delivered within expected parameters.

Issues

The Financial and Performance Statement are still being audited by Johnsons MME. Once the statements are agreed, Johnsons will forward the accounts to the Victorian Auditor General for their review. Whilst VAGO can make changes, any changes are expected to be minor in nature.

Risk management

Risk	Likelihood	Impact	Level / Rating	Mitigation Action / Control
Inability to accurately plan and manage finances due to inaccurate financial data	Unlikely	Moderate	C4	<ul style="list-style-type: none"> Financial Plan Annual Budget Regular reporting Year-end controls and reconciliations Audit processes
Failure to be able to prepare the Annual Accounts in the set timeframe	Possible	Moderate	B3	<ul style="list-style-type: none"> Develop AFS workplan by March each year Ensure resources are available to undertake work Develop resource contingency plan
Failure to address changes in accounting standards and legislation	Rare	Minor	D5	<ul style="list-style-type: none"> Liaison with auditors Industry updates Staff CPD

Policy Implications

Council has prepared draft Financial Statements and a draft Performance Statement for Council Approval in Principle, in line with the requirements Sections 98 and 99 of the *Local Government Act 2020*, and the *Local Government (Planning and Reporting) Regulations 2020*.

The authorised Councillors are required to certify the final Financial Statements and Performance Statement after any amendments or changes requested by the Victorian Auditor General have been made, and prior to adoption by Council.

Section 100 of the *Local Government Act 2020* requires the Mayor to report on the implementation of the Council Plan by presenting the Annual Report at a Council meeting open to the public, no later than 25 October 2024. Council intends to present the Annual Report to the October Ordinary Council Meeting.

The recommendation is in accordance with the following Strategic Objective of the Council Plan 2021-2025:

- 5.2 A responsible, transparent and responsive organisation

Financial And Resource Implications

The draft Financial Statements and Performance Statement for the year ended 30 June 2024 show that Council is financially sustainable and that Council services are being delivered within expected parameters.

Conclusion

Council ended the 2023/24 year with an operating surplus of \$5.8m, which is greater than that predicted in the 2023/24 Annual Budget. The higher operating surplus result is largely attributed to non-monetary contributions and higher investment income.

Declaration Of conflict of interest

In accordance with section 130 of the *Local Government Act 2020*, and Chapter 7 section A6 of Council's Governance Rules, the following officers declare that they have no interests to disclose in providing this report.

- Acting Director Customer and Community
- Manager Corporate
- Governance Officer

Attachment(s)

- 5.1.1 2023/24 Financial Statements - Draft
- 5.1.2 2023/24 Performance Statement - Draft

6. General business

7. Next meeting

The next ordinary meeting of the Audit and Risk Committee is scheduled to be held on Friday 6 December 2024 at 9.00am.



NO.2024/25-02A – 8 OCTOBER 2024

Audit and Risk Committee Meeting

Minutes

COMMITTEE MEMBERS

Julie Guest, Chair

Craig Covich

Gerard Moore

Jason Young

Cr John Forsyth, Mayor

Cr Ron Janas

OFFICERS

Will Jeremy, Chief Executive Officer

Nathalie Cooke, Director Corporate and Community - apology

Alan Rees, Director Assets

Tony Cooper, Manager Corporate

Warren Bennett, Acting Financial Accountant - apology

EXTERNAL AUDITORS

Johnsons MME

Stephen Clarke, Director, Johnsons MME

COUNCILLORS

Councillors have a standing invitation to attend the meeting as observers – no other councillors attended.

Contents

1. Acknowledgement of traditional custodians, and recognition of all people.....	3
2. Apologies.....	3
3. Declarations by Committee members of conflict of interest.....	3
4. Report by External Auditor.....	3
5. Reports by officers.....	4
5.1.1 Approval in Principle - Financial Statements and Performance Statement.....	4
6. General business	9
7. Next meeting.....	9

1. Acknowledgement of traditional custodians, and recognition of all people

2. Apologies

Nathalie Cooke – Director Corporate and Community
 Warren Bennett, Acting Financial Accountant

3. Declarations by Committee members of conflict of interest

Nil

4. Report by External Auditor

Introduction

External Auditor, Stephen Clarke, Director Johnsons MME, attended the meeting via audio and/or video conferencing to discuss the VAGO Audit year ending 30 June 2024.

The discussion will be held in two sessions as follows:

Session	Participants	Items for discussion
1	Auditors Committee members Management	<ul style="list-style-type: none"> Year-end financial audit results Performance statement Any other specific queries raised by the Committee or the External Auditor
2	Auditors Committee members	<ul style="list-style-type: none"> Matters raised by the Committee or External Auditor under section 6.6 of the Committee Charter

Time	Members
9:00am to 9:11am	Committee time only
9:11am to 9:44am	Committee and Council Officer time
9:44am to 9:54am	Committee time only
9:55am	External Auditor left meeting
9:54am to 10:04am	Committee and Council Officer Time
10:04am	Close

5. Reports by officers

5.1.1 Approval in Principle - Financial Statements and Performance Statement

Introduction

The purpose of this report is to present the draft Financial Statements and Performance Statement for the year ended 30 June 2024 for review and approval in principle.

RECOMMENDATION

Council's External Auditor discussed the draft Annual Financial Statements issued as part of the Committee papers on 4 October 2024, and identified proposed changes, including a material change, which when processed will positively impact the operating surplus.

Approved subject to material amendments identified by the External Auditor and as known at 10am on Tuesday 8 October 2024.

RECOMMENDATION

That the Audit and Risk Committee endorses Council's draft Financial Statements and Performance Statement for the year ended 30 June 2024 for Council approval in principle (at the time of the meeting, being 10am), subject to non-material amendments identified by the external auditors.

Carried

Background

Section 98 of the *Local Government Act 2020* requires Council to prepare an Annual Report for each financial year that contains a report on the operations of the Council, an audited performance statement and audited financial statements.

Section 99 of the *Local Government Act 2020* requires Council to pass a resolution giving its approval in principle to the draft Financial Statements and draft Performance Statement prior to submitting the statements to the auditor so that they may prepare their reports.

This report provides an overview of the results in Council's draft Financial Statements and draft Performance Statement which are provided in full in the attachments.

Once approval in principle has been provided and Council has incorporated any changes recommended or agreed by the auditor, the Financial Statements and Performance Statement must be certified by two Councillors authorised by Council prior to the auditors signing their report.

Financial Statement Process

The process of preparing the accounts for 2023/24 has been delayed for a number of reasons, creating delays with the finalisation of the audit. These issues can be summarised as:

- Resourcing – The Financial Accountant left during the audit preparation period, and we are currently in recruitment for a replacement. Council has engaged a previous

employee in the Financial Accountant role on a temporary basis to provide knowledge continuity and resourcing to support the audit.

- New Annual Financial Statement tool – A new tool was implemented close to the audit period, and some remapping of accounts was required during the audit period.
- New Auditors – Our auditors require a higher level of evidence and support to previous and some additional work was required to meet these requirements.
- Prior Year Balances - It has been identified that the balances for 2022/23 did not match the general ledger. Detailed work has been required to rebuild assets information and to rectify a number of prior issues.

Issues identified regarding Council's preparedness for this audit have been taken on board and a 2024/25 workplan is being developed to assist with the next year's audit processes. This will be distributed to the Audit and Risk Committee for feedback.

Johnson's MME are working through the draft Financial and Performance Statements and further changes may be required to the presented statements. This will be discussed at this meeting.

Financial Statements

The Financial Statements show Council's financial performance, financial position, and cash flow against the previous year.

In summary, Council ended the 2023/24 financial year with an operating surplus of \$4.22m, which was \$2.08m lower than the \$6.30m surplus in the 2022/23 financial year. The 2023/24 Annual Budget (the Budget) projected a surplus of \$2.67m, \$1.55m lower than the actual result.

The higher than budgeted result was primarily due to the increase in other revenue associated with interest on investments and rental returns on investment properties. This was offset to a degree by a lower grant income caused by receipt of the majority of the 2023/24 Financial Assistance Grant in 2022/23 and the payment of the 2024/25 Financial Assistance Grant in 2024/25.

The lower surplus result compared to prior year is due to higher expenses for Employee costs of \$1.75m and Depreciation of \$0.24m.

The total comprehensive result for the 2023/24 financial year is \$55.09m and includes an asset revaluation increment of \$50.84m. During the 2023/24 financial year, Council formally had Land, Land Under Roads and Buildings revalued. Across these assets classes and the asset class of Bridges there was a \$91.57m increase in asset value. Of this increase \$50.84m was identified as a true revaluation of the assets in 2023/24, while the balance of \$40.73m was identified as being Council assets not previously valued, and therefore accounted for as a prior year error.

1. Income

Altogether Council received \$38.61m in income which was \$0.12m favourable to the Budget projection of \$38.49m. Key variances to budget were as follows:

1.1 Grants - operating

Council recognised total operating grant income of \$4.70m which was \$0.90m unfavourable to budget (\$5.60m). This was due to the receipt of the majority of the

2023/24 Financial Assistance grant in 2022/23 and the 2024/25 grant being received in 2024/25.

1.2 Grants - capital

Council received total capital grant income of \$4.235m which was \$1.435m less than the budget of \$5.666. This was due to the receipt of funds from grants that have been classified as unearned revenue as council has yet to complete and acquit the funds. These funds are recognised as a liability.

1.3 Contribution - Non-Monetary

Council budgeted for non-monetary contributions of \$1.300m. Council has received non-monetary contributions of \$3.123m, which includes land from subdivisions and the inclusion of the Porepunkah Holiday Park in Council's accounts.

1.4 Fair Value Increment on Investment Property

Council undertook valuations on the four investment properties under its control. The decrease in the accounts is due to the valuation of Tawonga Holiday Park being less than the amount spent on refurbishing the park, creating a write down of \$1.72m. This was partly offset by an upwards increase in the valuation for Myrtleford and Bright Holiday parks of \$0.95m.

2. Expenses

Overall expenses were \$34.36m which was \$1.41m lower than Budget of \$35.77m. Significant expense variances included employee costs, which were higher at \$12.17m compared to a budget of \$12.01m, due to adoption of a new Enterprise Agreement and associated wages increases, which were offset by position vacancies; and materials and services costs being \$15.63m against a budget of \$15.58m. Additionally the landfill rehabilitation expense increased slightly due to works undertaken.

2.1 Depreciation

Depreciation was \$5.3m which was \$1.9m favourable to Budget of \$7.3m and reflecting an increase in a number of asset classes.

Changes Since the Last meeting on 20th September

1. Overall Asset Revaluation of \$91.566m has now been split between 2023/24 Revaluations and Prior Year Error – as noted above
2. Landfill Rehabilitation has increased – a 2025/26 required funded item had been left out of the schedule – value \$1.20m
3. A double up journal on non-monetary contributed assets has been reversed increasing materials and services costs - \$398k
4. Cash Flow statement's updated and balance
5. Minor movement between asset classes due to prior recording errors.
6. Minor wording review changes across document

Comment

The Statement of Changes in Equity in attached Annual Financial Statement's will be adjusted. The prior year adjustment is currently sitting under the 2024 Summary section for completeness.

Council is working with LG solutions on ensuring the prior year error figure sits in the 2023 section as an adjustment.

Performance Statement

The Performance Statement provides an overview of Council progress against key performance indicators. The Local Government Performance Reporting Framework (LGPRF) provides the basis for these indicators to enable a uniform Performance Statement across all Victorian councils.

An overview of movement in results is provided below:

- Utilisation of aquatic facilities increased significantly in 2023/24, with increased membership and casual visitation in Bright and Mount Beauty, and warmer summer weather promoting increased visitation to the outdoor pools in Mount Beauty and Myrtleford.
- Community satisfaction with Council's community consultation and engagement mirrors a decline in both Small Rural Council and Statewide averages compared to previous years. Council has launched an online engagement platform, which complements traditional engagement and communication methods.
- Kerbside waste diverted from landfill has increased significantly compared to the previous year as a result of the introduction of the Food Organics Garden Organics (FOGO) kerbside collection introduced on 1 July 2023.

Generally, the financial indicators show that Council is financially sustainable and that services are being delivered within expected parameters.

Issues

The Financial and Performance Statement are still being audited by Johnsons MME. Once the statements are agreed, Johnsons will forward the accounts to the Victorian Auditor General for their review. Whilst VAGO can make changes, any changes are expected to be minor in nature.

Risk management

Risk	Likelihood	Impact	Level / Rating	Mitigation Action / Control
Inability to accurately plan and manage finances due to inaccurate financial data	Unlikely	Moderate	C4	<ul style="list-style-type: none"> • Financial Plan • Annual Budget • Regular reporting • Year-end controls and reconciliations • Audit processes

Risk	Likelihood	Impact	Level / Rating	Mitigation Action / Control
Failure to be able to prepare the Annual Accounts in the set timeframe	Possible	Moderate	B3	<ul style="list-style-type: none"> Develop AFS workplan by March each year Ensure resources are available to undertake work Develop resource contingency plan
Failure to address changes in accounting standards and legislation	Rare	Minor	D5	<ul style="list-style-type: none"> Liaison with auditors Industry updates Staff CPD

Policy Implications

Council has prepared draft Financial Statements and a draft Performance Statement for Council Approval in Principle, in line with the requirements Sections 98 and 99 of the *Local Government Act 2020*, and the *Local Government (Planning and Reporting) Regulations 2020*.

The authorised Councillors are required to certify the final Financial Statements and Performance Statement after any amendments or changes requested by the Victorian Auditor General have been made, and prior to adoption by Council.

Section 100 of the *Local Government Act 2020* requires the Mayor to report on the implementation of the Council Plan by presenting the Annual Report at a Council meeting open to the public, no later than 25 October 2024. Council intends to present the Annual Report to the October Ordinary Council Meeting.

The recommendation is in accordance with the following Strategic Objective of the Council Plan 2021-2025:

- 5.2 A responsible, transparent and responsive organisation

Financial And Resource Implications

The draft Financial Statements and Performance Statement for the year ended 30 June 2024 show that Council is financially sustainable and that Council services are being delivered within expected parameters.

Conclusion

Council ended the 2023/24 year with an operating surplus of \$4.22m, which is greater than predicted in the 2023/24 Annual Budget. The higher operating surplus result is largely attributed to non-monetary contributions and higher investment income.

The total comprehensive result for the 2023/24 financial year is \$55.09m and includes an asset revaluation increment of \$50.84m, which accounts for a true revaluation of assets across a number of classes. A prior year error of \$40.73m related to previously unaccounted for council assets has been processed through the equity statement.

Declaration Of conflict of interest

In accordance with section 130 of the *Local Government Act 2020*, and Chapter 7 section A6 of Council's Governance Rules, the following officers declare that they have no interests to disclose in providing this report.

- Director Corporate and Community
- Manager Corporate
- Governance Officer

Attachment(s)

- 5.1.1 2023/24 Financial Statements - Draft
- 5.1.2 2023/24 Performance Statement - Draft

6. General business

Verbal update on Recruitment - Financial Accountant - Tony

7. Next meeting

The next ordinary meeting of the Audit and Risk Committee is scheduled to be held on Friday 6 December 2024 at 9.00am.

Committee Chair acknowledged the input from the existing departing Councillor members of the committee.

Closed 10:04am